




# welcome!



MM Publications specialises in the production of quality, innovative ELT materials. Since 1974 we have been dedicated to **excellence in education**, and we offer a wide range of printed and electronic material as well as educational services.

Our course materials explicitly demonstrate how English is used in real-life situations, thus enabling learners to use the language in meaningful contexts. Treating English as a 'lingua franca', our products are designed to **open up possibilities for learners to communicate** with people from different locations and cultural backgrounds more **fluently, accurately and confidently**.



We support teachers and institutions by providing online learning and testing solutions, in-service teacher training, syllabus design and bespoke lesson plans, as well as customised extra materials. Our **state-of-the-art learning platform** offers a safe virtual learning environment readily adapted to stakeholder needs, and our academic consultants and teacher trainers travel worldwide, **exchanging ideas** and **sharing knowledge** and experience with education providers.

In close cooperation with local educational authorities, we strive to produce the highest quality ELT materials suited to all learners. We have published **best-selling titles throughout the world** from Asia, the Middle East and Africa, to Europe and the Americas and have worked closely with Ministries of Education around the globe to produce **special local editions** of our series according to rigorous standards and specifications.

The company's motto, **'learn, share, inspire'**, constitutes the cornerstone of MM Publications' endeavours. We consider ourselves wholly dedicated to the provision of quality ELT material and services of **lasting value**, and we look forward to cooperating with you soon.

***The MM Publications team***

# New Releases

by  
 mm  
 publications

## PRE-PRIMARY & PRIMARY COURSES



LEADING TO A1 Ü B1.1  
 AMERICAN EDITION  
**p.22**



LEADING TO A1 Ü A2  
 BRITISH EDITION  
**p.26**


## SECONDARY & ADULT COURSES



A1 Ü B1  
 BRITISH EDITION  
**p.42**



A1 Ü B2  
 BRITISH EDITION  
**p.44**



A1 Ü B1  
 AMERICAN EDITION  
**p.52**



A1 Ü A2  
 BRITISH EDITION  
**p.64**



A1 Ü B2.1  
 AMERICAN EDITION  
**p.82**



A1 Ü B2  
 BRITISH EDITION  
**p.58**




A1 Ü B2  
 AMERICAN EDITION  
**p.44**




A1 Ü B2  
 BRITISH EDITION


## EXAMINATIONS



B1 | **p.106**



B2 Ü C1 | **p.108**



B2+ Ü C1+ | **p.109**

# contents

Learn, Share, Inspire! .....	4
Enhance your 21st Century Skills .....	6
Pre-Primary & Primary Courses.....	8
Secondary & Adult Courses .....	38
Grammar.....	86
Skills Development.....	96
Examinations.....	102
Video & Digital .....	110
Readers .....	118
MM Educational group .....	142
International Business Cooperations .....	144
References .....	150
Offices   Distributors   Agents .....	160

## Key to icons



Student's Book



Workbook /  
Activity Book /  
Fun-Book



Teacher's Book /  
Resource Book /  
Notes



Workbook Teacher's  
Edition / Workbook  
Key Booklet



Alphabet Book



Video  
Activity Book



Grammar



MM Series Teacher's  
Resources



Student's Audio CD/  
CD-ROM / DVD-ROM /  
E-book



Class CDs / Class CDs  
Tests / CD/CD-ROM



Teacher's Resource CD/CD-ROM /  
CD-ROM / Test CD-ROM / Tests  
Guide / DVD Guide



Interactive Whiteboard  
Material



Alphabet Book CD /  
Audio CD/CD-ROM



Videos



Audio CD



Readers



Flashcards



Test Booklet



Multilingual  
Glossary



Student's Pack / Teacher's  
Resource Pack / Self-study  
Pack / Online Pack



Posters



Puppet



ELT Platform



MM Series Student's  
Resources

At **MM Publications**  
we make more than simple  
educational products

# learn

- We help you **learn** better, using the latest educational methods.
- We love to **share** our experience and knowledge with you.
- We design courses that **inspire** both students and teachers.

# share

Our products are piloted in schools with students whose first language is not English. This helps us understand the **unique needs of our international markets** and allows us to offer extra customised materials upon request.

# inspire

We offer teachers and learners **complete digital support**, addressing their needs and aspirations.

MM Publications is one of the **world's leading providers** specialising in the production of high quality, innovative ELT and e-learning materials.

**What can we do for your students today?**  
**Pave the way to mastering 21st Century Skills!**

To learn more just visit: [mmpublications.com](http://mmpublications.com)

# Enhance your 21st Century Skills...

## ELT Platform

We have designed an innovative online Learning Management System (LMS), the ELT Platform, where you will find the necessary resources for three different types of users. It can be used as a digital tool for supervisors and teachers and also as a digital self-study solution for students, thus enhancing their learning experience. Simply click on [www.eltplatform.com](http://www.eltplatform.com) to gain access to this cutting-edge service.

*Find out more on p.116*

## Online Resources

Visit [www.mmpublications.com](http://www.mmpublications.com) to access online resources for both students and teachers. In the student's area, you will find online multimedia resources and online tests for extra practice. The teacher's area offers free sample pages and downloadable material, as well as additional teacher's resources for MM series. Keep your students interested with extra projects and activities for in and out of the classroom.

## Online Placement Test

The MM Online Placement Test is a unique means of determining your students' level of proficiency in the English language and placing them at the appropriate level, from Beginner (pre-A1) to Advanced (C1).


*Learn more about this particularly effective tool on p.116*


## Video Courses

Our DVD and video courses are designed to keep students engaged in the classroom and motivated to enhance their learning.

*Find out more on p.112*

**Follow us on:**

 MMPublications ELT

 MM Publications @mmpublications





Binary Logic is a member of the MM Educational Group and for 38 years it has been working at the forefront of technology, constantly inventing revolutionary ways and methods to enrich students' learning experience in all grades. It has developed successful English language e-learning solutions, endorsed by thousands of teachers and students. In today's everchanging society, it focuses on the subject of Computing and ICT in schools in which it has become a worldwide leader.

For more information visit [binarylogic.net](http://binarylogic.net)

## ELT Skills

**Blended learning in action!** Specifically designed for students learning English as a foreign or second language, ELT Skills is intended for use in schools, universities, language and training centres worldwide as a blended learning supplement to any ELT course. A true multi-platform system used and endorsed by thousands of teachers and students.

...with our  
**Digital Material**

*Designed with a proven pedagogy that appeals to every learning style and developed with captivating and beautifully-illustrated content, our courses make learning fun and teaching a delight.*



# **Pre-Primary & Primary**

CEFR		A1		A2		B1	
LEVELS	leading to A1	A1.1	A1.2	A2.1	A2.2	B1.1	B1.2
<b>Hi Kids!</b> BRITISH & AMERICAN EDITION p. 10							
<b>New Yippee!</b> BRITISH & AMERICAN EDITION p. 12							
<b>Funny Phonics</b> BRITISH & AMERICAN EDITION p. 14							
<b>Young Stars</b> BRITISH & AMERICAN EDITION p. 16							
<b>Top Stars</b> AMERICAN EDITION p. 22							
<b>Get Smart Plus</b> BRITISH EDITION p. 26							
<b>Get Smart</b> BRITISH & AMERICAN EDITION p. 28							
<b>New Get Smart</b> AMERICAN EDITION p. 30							
<b>Smart Junior</b> BRITISH EDITION p. 32							
<b>Time Flash</b> BRITISH EDITION p. 34							
<b>Zoom</b> BRITISH EDITION p. 34							
<b>Zoom in</b> BRITISH EDITION p. 35							
<b>Pop up</b> AMERICAN EDITION p. 36							
<b>Pop up Now</b> BRITISH EDITION p. 37							

**BRITISH**

**3 LEVELS** | BEGINNER | LEADING TO A1   

# Hi Kids!

Designed for very young learners, the **Hi Kids!** course, which consists of three books, will surely spark childrens interest. Its aim is to make learning and teaching English a fun and easy experience. Students acquire the English language naturally through listening and speaking first, before they learn to read and write, just as native speakers do!



Teacher's  
Resource Pack

## COURSE FEATURES

- Units which include songs, animated stories, games, listening activities as well as a wide range of hands-on activities
- Alphabet / phonics section
- Revision units to recycle and consolidate through various activities which promote students' autonomous learning
- Activities promoting critical thinking skills
- Cross-curricular topics
- Self-assessment section
- Interactive games
- A digital vocabulary list

**AMERICAN**



# Hi Kids! Split edition

A split edition of Hi Kids! American edition is also available.



*Fly high with Fluffy and Hi Kids!*

## SAMPLE PAGES



**Unit 19 - Lesson 3**

clear photos introducing new vocabulary

humorous episodes with attractive illustrations

*Hi Kids! 1,  
Student's Book*



**Unit 12 - Lesson 2**

91

## COMPONENTS

-  Student's Book
-  Workbook
-  Student's audio CD/CD-ROM
-  Teacher's Book
-  Alphabet Book (1 & 2), 3
-  Alphabet Book audio CD/CD-ROM (1&2), 3
-  Class CDs
-  Interactive Whiteboard Material
-  Flashcards
-  Posters
-  Puppet
-  Readers p. 120
-  \* Teacher's Resource Pack

### \* Teacher's Resource Pack:

- Alphabet Book (1&2), 3
- Alphabet Book audio CD/CD-ROM
- Teacher's Book
- Class CDs
- Flashcards
- Posters
- Puppet

BRITISH

AMERICAN

Leading to A1



Leading to A1



Leading to A1



3 LEVELS | BEGINNER | LEADING TO A1   

# New Yippee!

Created for budding young learners, the **New Yippee!** course, which consists of the Red Book, the Green Book and the Blue Book, is sure to ignite curiosity and delight children. Its approach is based on the Multiple Intelligences Theory and its aim is to guide children in learning English the same way that native speakers do - by listening and speaking first, before they learn to read and write.



## COURSE FEATURES

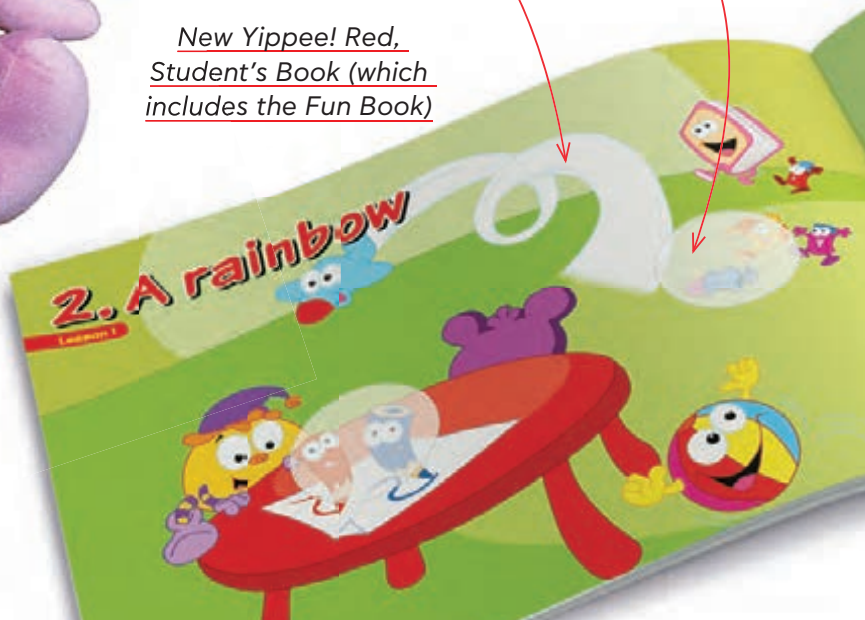
- 8 topic-based units which include songs, stories, listening activities, picture dictionary, stickers, as well as a wide range of hands-on activities
- 4 revision units to recycle and consolidate through songs and games
  - Cross-curricular activities
  - Extra activities



humorous episodes

stickers

*New Yippee! Red, Student's Book (which includes the Fun Book)*



# Learning English is child's play with New Yippee!

## SAMPLE PAGES

attractive illustrations

lively illustrations introducing new vocabulary



stickers

*New Yippee! Green, Student's Book*

lively illustrations introducing new vocabulary

*New Yippee! Red, Interactive Whiteboard Material*



## COMPONENTS



Student's Book



\* Fun Book & Student's Interactive audio CD/CD-ROM



Teacher's Book



Class CDs



Interactive Whiteboard Material



Flashcards



Posters



Puppet




Readers p. 120

\* In the Red Book, the Fun Book is included in the Student's Book.

**BRITISH**

**AMERICAN**



**5 LEVELS** | BEGINNER | LEADING TO A1   

# Funny Phonics

**Funny Phonics** familiarises young learners with the sounds of the English language. It enables them to link these sounds to alphabetical symbols and then blend them to form words. In doing so, children develop not only reading, writing and spelling skills but also listening and speaking skills simultaneously.



*Ff.../f/un  
with Funny Phonics!*

## COURSE FEATURES

- Funny stories
- Chants and songs
- Colour-in activities
- Projects
- Student's flashcards
- Revision section
- Board games



SAMPLE PAGES

Unit 2

1. Listen and repeat. Trace with your finger. Make the shape.

**Bb**

2. Listen and repeat.

baby

balloon

bird

3. Look and find "b" words above. Then listen and repeat. 4. Now sing.

5. Pretend to cry like a baby. Listen and repeat.

Look a bird!

Shh my baby.

b, b, b for baby

3. Look and find "b" words above. Then listen and repeat. 4. Now sing. 5. Pretend to cry like a baby. Listen and repeat.

warm-up activities

eye-catching full-colour illustrations introducing new vocabulary and simple phrases

vocabulary presented with clear illustrations

song

Funny Phonics 1, Student's Book

COMPONENTS

- Student's Book
- Activity Book
- Teacher's Book
- Student's audio CD/CD-ROM
- Class CD/CD-ROMs
- Interactive Whiteboard Material

activities for practice and consolidation

Unit 2

Unit 2

8. Listen and circle the correct picture.

a. b.

9. Look and circle.

a. **B** **b** b. **b** **b**

B b b b  
b B B b

10. Find and color "Bb"

la d b c A B  
b o d b a B  
a C B B b c

6. Listen and repeat. 7. Do the project.

A baby with a balloon.

Funny Phonics 1, Student's Book

**BRITISH**

6 LEVELS | BEGINNER TO ELEMENTARY | LEADING TO A1 Ü A1   

# Young Stars

This six-level primary course gives learners the opportunity to discover the English language naturally. It gives them the chance to learn vocabulary in context, practise fundamental skills, explore and comprehend curriculum topics and, most importantly, learn something new! It's time to give your students the extra boost to become...**Young Stars!**



Give your students the extra boost to become... **Young Stars!**

**AMERICAN**



## COURSE FEATURES

- Well-balanced modules with songs, stories and factual texts that encourage skills development
- Comic-strip stories with animations that present new structures and vocabulary
- Adaptations of well-known tales with animations that promote critical thinking
- Cross-curricular learning and cross-cultural topics
- A variety of activities (listening, speaking, short writing activities with grammar practice, hands-on activities and projects)
- Activities encouraging critical thinking and personal response
- Revision units
- Star skills sections
- Self-evaluation sections
- Interactive games and board games
- Phonics
- Videos p. 112
- A digital vocabulary list

## SAMPLE PAGES

**5 Let's play**

banana    lemon    orange    carrot    tomato

**LOOK!**

fourteen	14	eighteen	18	tomato
eleven	11	fifteen	15	tomatoes
twelve	12	sixteen	16	
thirteen	13	seventeen	17	

**Act out the dialogue.**

Hello.  
 Carrots, please.  
 Ten, please.  
 Thank you. Oh, and lemons, please.  
 Fourteen.  
 Thank you.  
 No, thank you.

Hi!  
 How many?  
 One, two... ten  
 Here you are.  
 How many lemons?  
 One, two... fourteen.  
 Here you are.  
 Anything else?

**Listen and repeat.**  
 Nine big spiders in the kitchen.

game-like activities focusing on communication in real-life situations

cross-curricular information

pronunciation activity

Home Science | Module 3 | Cross-curricular

bread    potato    cheese    meat    drinks    crisps

**The healthy plate**

Do you like fruit and vegetables?  
 Or do you like cakes and chocolate?  
 What's good for you? What's bad for you?

Bread, rice, cereal, potatoes, spaghetti  
 Fruit and vegetables  
 Meat, fish, eggs, beans  
 Crisps, cakes, drinks, chocolate  
 Milk, cheese

Now draw your plate.

## COMPONENTS

- Student's Book
- Workbook with Student's audio CD/ CD-ROM
- Teacher's Book
- Alphabet Book
- Alphabet Book CD/CD-ROM
- Class CDs
- Interactive Whiteboard Material
- \* Teacher's Resource CD/CD-ROM
- Flashcards
- Posters
- Readers p. 120
- Online teacher's resources
- ELT platform

- \* Teacher's Resource CD/CD-ROM:**
- Tests
  - World Watch Video worksheets and Teacher's guide
  - Self-evaluation sheets
  - Special Days
  - Flashcards

vocabulary presented with clear illustrations

activity based on the presentation

grammar

**1** Young Stars

Module 1 | Young Stars

  
tablet

  
rubber

  
desk

  
chair

  
pencil case

  
notebook

**LOOK!**

Is it a desk? Yes, it is.  
No, it isn't.



**2** Look and listen.






**3** Look and circle.

- Is it a rubber?  Yes  No
- Is it a notebook?  Yes  No
- Is it a chair?  Yes  No
- Is it a tablet?  Yes  No

**4** Look and write.

**Yes, it is. No, it isn't.**

- Is it a desk? Yes, it is.
- Is it a notebook? \_\_\_\_\_
- Is it a computer? \_\_\_\_\_
- Is it a chair? \_\_\_\_\_

**5** Play a game.



story including lively dialogues

fun activities practising the new language in an enjoyable way

activity practising structures

**5** Our world

Module 5 | Our world

**1** Look and write. **cereal vegetables fruit**





1. \_\_\_\_\_ 2. \_\_\_\_\_ 3. \_\_\_\_\_

**2** Look and circle.





**3** Listen and circle.




1.  A  B      2.  A  B




3.  A  B      4.  A  B

**4** Look and write. Then say.

**vegetables chocolate fruit chips fish**

good for you	bad for you
vegetables	_____
_____	_____
_____	_____



list of objectives, vocabulary and structures introduced in each lesson

materials needed for each lesson

clearly staged step-by-step guidelines for each activity

Our world 5

**Language focus**

**Objectives**

- to identify food
- to talk about what someone has for breakfast/lunch/dinner
- to tell between healthy and unhealthy food

**Vocabulary**

Meals: breakfast, lunch, dinner  
 Food: soup, fish, cereal, fruit, vegetables  
**Structures**  
 I like (fish). It's good for you.  
 I don't like (chips). They're bad for you.

**Materials**

- flashcards for breakfast, lunch, dinner, soup, fish, cereal, fruit, vegetables
- flashcards from the previous lesson: spaghetti, salad, chips, orange juice, chocolate, milk, hungry, thirsty
- magazine pages with photos of food/drinks
- big pieces of white cardboard (one for every 3-4 Ss)
- scissors (enough for each group of Ss)
- glue sticks (enough for each group of Ss)
- 'mystery' bag

**Revision**

- Stick the flashcards for spaghetti, salad, chips, orange juice, chocolate, milk, hungry and thirsty on the board.
- Point to a flashcard, e.g. milk. Choose a S to name the food/drink and then say if he/she likes it or not, e.g. I don't like milk.
- Repeat the same procedure with the rest of the flashcards.

**Lesson plan**

**Warm up**

- Put the flashcards for the lesson (breakfast, lunch, dinner, soup, fish, cereal, fruit, vegetables) in the 'mystery' bag.
- Make sure you put the flashcards in the order the new vocabulary appears in the SB.
- Play the CD (Track 8) and slowly take out the flashcards as each word is heard. Hold up each flashcard, say the word and ask Ss to repeat.

**1 Vocabulary** **Track 8**

- Have Ss open their books to pages 56-57.
- Point out the words in the vocabulary section. Play the CD a few times and have Ss point to the corresponding picture and repeat.
- Say the words again in random order and have Ss point and repeat.

**Activity 2** **Track 9**

- Direct Ss' attention to the photos and ask them to tell you what they see. (Photos of three children, each of whom comes from a different country. Next to their photos, there are pictures of food that they like to have for breakfast.)
- Draw Ss' attention to the three photos and ask them to name as many

food items as they know or remember from the vocabulary presentation.

- Ask Ss if they recognise the flags. Then ask, *Where is the first girl from?* (She's from Japan.) *Where is the boy from?* (He's from Australia.) *Where is the second girl from?* (She's from the Philippines.)
- Ask Ss to tell you what they think the Japanese girl eats for breakfast. (She likes to have fish or soup with vegetables.)
- Ask Ss to tell you what they think the other two teenagers like to have for breakfast. (The boy likes to have cereal and the girl likes to have fruit.)
- Ask Ss to point to the appropriate photo as you play the CD.
- Play the CD again and encourage Ss to shadow read (read along with the CD).
- Play the CD again and pause after each sentence for Ss to repeat.
- Ask Ss some questions (using L1 when necessary) about the text. Ss can use L1, when necessary, for their answers. *What's the Japanese girl's name?* (It's Hibiki.) *What's the boy's name?* (It's Ron.) *Does Ron like cereal for breakfast?* (Yes, he does.) *Is chocolate cereal good for you?* (No, it isn't. It's bad for you.) *Does Karen like fruit for dinner?* (No, she doesn't. She likes fruit for breakfast.) *Is fruit good or bad for you?* (It's good for you.)
- Choose three Ss to read the texts aloud for the class.
- Have a few other Ss read the texts aloud.

**LOOK!**

- Stick the flashcards for salad and chocolate on the board.
- Point to the flashcard for salad and say, *I like salad. It's good for you.* Then point to the flashcard for chocolate and say, *I don't like chocolate. It's bad for you.*
- Explain to Ss that we use *It's good for you* to refer to healthy food whereas we use *It's bad for you* to refer to unhealthy food.
- Direct Ss' attention to the Look! box at the top of page 57. Read the sentences aloud and have Ss repeat.

key to Workbook activities

Our world 5

**Activity 3**

- Ask Ss to look at activity 2 again and read each text carefully.
- Direct Ss' attention to activity 3 and ask them to identify the people in the three pictures (Hibiki, Ron and Karen) and name the food they see in the pictures on the right (fish, soup with vegetables, fruit, cereal).
- Explain to Ss that they have to match each person with what he/she likes for breakfast.
- Go round the classroom and make sure Ss have matched the pictures correctly.
- Have Ss check their answers in pairs first, then as a class.

**1. A B 2. D 3. C**

**Activity 4** **Track 10**

- Direct Ss' attention to the pictures of food in activity 4 and ask them to name the food (cereal, eggs, fruit, soup, chicken, fish, chips, soup, spaghetti).
- Tell Ss that they are going to listen to the CD and that, for each exchange, they will have to decide which of the three food items people have for breakfast, lunch and dinner and tick the correct answer.
- Go round the classroom and make sure Ss have ticked the correct food items.

**Listening transcript**

**1. Man 1:** I don't like fruit or eggs for breakfast. I like cereal for breakfast.

**2. Woman 1:** I like fish for lunch. I don't like soup or chicken for lunch.

**3. Man 2:** I don't like spaghetti or chips for dinner. I like soup for dinner.

**1. cereal 4 2. fish 4 3. soup 4**

**Activity 5**

- Direct Ss' attention to the pictures and ask them to name the food/

**2 Listen and read.**

## Breakfast anyone?

My name is Hibiki. I'm from Japan. I like fish or soup with vegetables for breakfast. Yummy!

Hill I'm Ron. I'm from Australia. I like cereal for breakfast. I don't like chocolate cereal. It's bad for you!

Hella. I'm Karen from the Philippines. I like fruit for breakfast. It's good for you!

drinks they see (orange juice, chips, fruit, fish, cereal, milk, vegetables, chocolate).

Instruct Ss to put a 4 or an 8 in the boxes next to each picture, depending on whether the food/drink is good or bad (healthy or unhealthy) for them.

Encourage Ss to discuss their answers in pairs, e.g. SA says (Orange juice). It's good for you and SB says Yes, they are. / No, they aren't. Explain to them why some types of food are good for their health and why others are not.

**open answers**

**Optional**

**Make a food poster**

- Divide Ss into small groups.
- Give Ss magazine pages with photos of different food/drinks (of the ones they have been introduced to in previous lessons) and ask them to cut them out.

94

audioscripts and key to activities

Module 5 | Our world 5

**Look!**

I like fish. It's good for you.  
 I don't like chips. They're bad for you.

**3 Read activity 2 again and match what they have for breakfast.**

**4 Listen and tick (4) what the people have for breakfast, lunch or dinner.**

**5 Put a 4 if the food item is good for you or an 8 if the food item is bad for you. Then discuss with your partner.**

**Orange juice. It's good for you. Yes, it is.**

**Workbook**

**Activity 1**

1. vegetables  
 2. fruit  
 3. cereal

**Activity 2**

1. breakfast  
 2. lunch  
 3. dinner

**Activity 3** **Track 11**

**Listening transcript**

**1. Boy 1:** Do you like eggs for breakfast?  
**Boy 2:** No, I don't. I like cereal.

**2. Girl 1:** Do you like chicken?  
**Girl 2:** No, I don't. I like fish. It's tasty.

**3. Boy 1:** Do you like chocolate?  
**Boy 2:** No, I don't. It's bad for you. I like fruit.

**4. Girl 1:** Do you like milk?  
**Girl 2:** Yes, I do. It's good for you.

**1. A 2. A 3. B 4. B**

**Activity 4**

good for you	bad for you
vegetables	chocolate
fruit	chips
fish	

- Have pairs of Ss ask and answer about the food in the activity. SA asks, *Do you like (vegetables)?* and SB answers, *Yes, I do. It's/They're good for you* or *No, I don't. It's/They're bad for you.*
- Ss swap roles.

**Note**

- Bring a basket with fruit and vegetables (bananas, lemons, oranges, carrots and tomatoes) to the next lesson.

**Before leaving**

- Ask Ss to tell the class what they have for breakfast/lunch/dinner before they leave, e.g. *I have salad for dinner.*

95

optional activities making the lesson more enjoyable and giving further practice

Pre-Primary & Primary

19



# Make it to the top with "Top Stars"

Young learners *strive to do the best* they can, whenever they are given the opportunity. They sometimes try to *make it to the top* but find the journey arduous. That is where teachers become super heroes for each and every student, inspiring them to always do their best and *never give up!*

**New**

# TOP STARS



AMERICAN

Leading to A1



Leading to A1



A1.1



A1.2



A2



B1.1

6 LEVELS | BEGINNER TO PRE-INTERMEDIATE | LEADING TO A1 Ü B1.1  

# Top Stars

New!

**Top Stars** is an innovative primary course that students start from Beginner and reach Pre-Intermediate level, taking into careful consideration the students' distinct needs at each stage. The course has been designed focusing on a learner-centred classroom. It aims to engage learners actively through using English to explore their environment and interact with others in order to construct meaning. **Top Stars** employs the modular approach, is in accordance with the requirements of the Common European Framework of Reference and also builds 21st century competencies.



## COURSE FEATURES

- Well-balanced modules with songs, stories and factual texts that encourage skills development
- Comic-strip stories with animations that present new structures and vocabulary
- Adaptation of well-known tales with animations that promote critical thinking
- Cross-curricular and cross-cultural topics
- A variety of activities (listening, speaking, short writing activities with grammar practice, hands-on activities and projects)
- Activities designed to develop 21st century skills
- Activities encouraging critical thinking and personal response
- Review units
- Top skills sections
- Self-evaluation sections
- Interactive and board games
- Phonics
- Videos p. 112
- A digital vocabulary list





Screenshot from Top Stars 1, Interactive Whiteboard Material (html5)

Make it to the top with 'Top Stars'













story including lively dialogues

vocabulary presented with clear illustrations



Top Stars 2, Student's Book

## COMPONENTS

-  Student's Book
-  Workbook with Student's audio CD/ CD-ROM
-  Teacher's Book
-  Alphabet Book
-  Alphabet Book CD/CD-ROM
-  Class CDs
-  Interactive Whiteboard Material
-  \* Teacher's Resource CD/CD-ROM
-  Flashcards
-  Posters
-  Readers p. 120
-  Online student's resources
-  Online teacher's resources
-  ELT platform

### \* Teacher's Resource CD/CD-ROM:

- Tests
- Time Out Video worksheets and Teacher's guide
- Self-evaluation sheets
- Special Days
- Flashcards

SAMPLE PAGES

game-like activities focusing on communication in real-life situations

cross-curricular information

**3 LET'S PLAY**

1 spell count write sing paint

2 Talk in groups of three. Put a 4 or an 8. Then ask and answer.

Can you spell your name? Yes, I can. / No, I can't.

Can you spell 'pencil'?

No, I can't. Yes, I can. P-E-N-C-I-L.

You	Student 1	Student 2
spell		
count to 10		
write your name		
sing		
paint		

30

**Science** **CLIL 3**

1 lizard frog duck pond brown

2 Listen and read.

## What's in a pond?

This is a duck. It's brown and white. It can fly!

This is a lizard. It's brown. It can walk and run.

This is a frog. It's green and red. It can jump.

**PROJECT** [Go to Workbook](#) 31

Top Stars 2, Student's Book

**8 ONCE UPON A TIME**

1 Look and write A-D.

1. He plays soccer.  A C

2. She plays volleyball.  B D

3. She plays tennis.

4. He plays basketball.

2 Follow the paths and complete the sentences.

Tom Betty Chelsea

1. Tom plays soccer.

2. Betty \_\_\_\_\_.

3. Chelsea \_\_\_\_\_.

80

**Project** **CLIL 7**

1 Glue or draw pictures about your favorite month and say.

1 Take a piece of cardboard and write the name of your favorite month at the top.

2 Draw or cut out pictures from magazines according to your month.

3 Glue the pictures onto the cardboard.

My favorite month is June! It's hot and sunny! I can swim. I like ice cream.

73

Top Stars 2, Workbook

# 5 Food and drink

## SONG

### Language focus

**Objectives**

- to identify and talk about food
- to express likes and dislikes

**Vocabulary**

Food: sandwich, chicken, rice, fries, eggs, onions

**Structures**

I like (chicken).  
I don't like (onions).  
sandwich - sandwiches

### Materials

- flashcards for sandwich, chicken, rice, fries, eggs, onions
- photocopies of the above flashcards (one per S)
- a smiley face made of yellow construction paper and a sad face made of blue construction paper
- a packet of rice, some onions and eggs
- blindfolds (enough for each pair of Ss)

### Lesson plan

**Warm-up**

- Hold up each flashcard, say the word and ask Ss to repeat.
- Then, ask Ss to form pairs. Blindfold one S from each pair and give him/her some of the food items (packet of rice, onions, eggs).
- Explain to Ss that they have to feel the food and try to guess what it is. If the S makes a correct guess, he/she swaps roles with his/her partner. Make sure that you use all the food items mentioned in the materials section.

**1 Vocabulary** **CD2 Track 2**

- Have Ss open their books to p.45.
- Point out the food items in the vocabulary section. Play the CD a few times and have Ss point to the corresponding pictures and repeat.
- Say the words again in random order and have Ss point and repeat.

**Activity 2** **Track 3**

- Direct Ss' attention to the background picture and ask them what it depicts. (A girl wearing a chef's hat and different types of food laid out before her on a table.)
- Read the title of the song and ask Ss to guess what the song is going to be about.
- Draw Ss' attention to the different types of food on the table. Point to each picture and ask them to name the food in chorus (chicken, sandwiches, rice, fries, eggs, onions).
- Tell Ss that they are going to listen to a song.
- Point out that they have to listen to the CD, follow along in their books and point to each item of food as they hear it.
- Play the song and encourage Ss to sing along.
- Play the song again and tell Ss to match the lines of the song with the pictures A-F.
- Make sure Ss have matched the lines of the song to the correct item of food.

A. chicken - 1st verse, 1st line	D. fries - 2nd verse, 2nd line
B. sandwiches - 2nd verse, 1st line	E. eggs - 3rd verse, 1st line
C. rice - 1st verse, 2nd line	F. onions - 3rd verse, 1st line

- Make two columns on the board. Draw a happy face above the first column and a sad face above the second column.
- Stick the food flashcards under the corresponding column, according to your likes and dislikes.
- As you place each flashcard, say I like/I don't like (fries). Do this a second time, having Ss repeat the sentences after you.
- Direct Ss' attention to the Look! box on p.45. Read the sentences and have Ss repeat after you. Elicit that we use the verb I like / I don't like to express likes and dislikes. Point out that don't is the short form of do not.
- Hand out a photocopy of the food flashcards to each S.
- Ask a S to hold up his/her food flashcard and make a sentence according to his/her preferences, saying I don't like (rice).

list of objectives, vocabulary and structures introduced in each lesson

materials needed for each lesson

clearly staged step-by-step guidelines for each activity

Top Stars 2, Teacher's Book

key to Workbook activities

## 5 OUR WORLD

### Language focus

**Objectives**

- to identify food
- to talk about what someone has for breakfast/lunch
- to tell between healthy and unhealthy food

**Vocabulary**

Meal: breakfast, lunch

Food: soup, fish, cereal

Drink: milk

**Structures**

I like (fish). It's good for you.  
I don't like (fries). They're bad for you.

### Materials

- flashcards for breakfast, lunch, soup, fish, cereal, milk, spaghetti, salad, orange juice, chocolate
- magazine pages with photos of food/drinks
- big pieces of white cardboard (one for every 3-4 Ss)
- scissors (enough for each group of Ss)
- glue sticks (enough for each group of Ss)

### Review

- Stick the flashcards for spaghetti, salad, orange juice and chocolate on the board.
- Point to a flashcard, e.g. chocolate. Choose a S and ask him/her, Do you like chocolate? Elicit the S's answer.
- Repeat the same procedure with the rest of the flashcards by asking different Ss.

### Lesson plan

**Warm-up**

- Hold up each flashcard, say the word and get Ss to repeat.

**1 Vocabulary** **Track 8**

- Have Ss open their books to p.48.
- Point out the words in the vocabulary section. Play the CD a few times and have Ss point to the corresponding pictures and repeat.
- Say the words again in random order and have Ss point and repeat.

**Activity 2** **Track 9**

- Direct Ss' attention to the photos and ask them to tell you what they see. (There are photos of two children, each of whom comes from a different country. Next to their photos, there are pictures of food that they like to have for breakfast.)

## 5 OUR WORLD

1 Listen and read.

breakfast lunch soup fish cereal milk

### Breakfast anyone?

My name is Hibiki. I'm from Japan. I like fish or soup for breakfast. Yummy!

Hi! I'm Ron. I'm from Australia. I like cereal with milk for breakfast. I don't like chocolate cereal. It's bad for you!

- Draw Ss' attention to the two photos and ask them to name as many food items as they know or remember from the vocabulary presentation.
- Ask Ss if they recognize the flags. Then ask, Where is the first girl from? (She's from Japan.) Where is the boy from? (He's from Australia.)
- Ask Ss to point to the appropriate photo as you play the CD.
- Play the CD again and encourage Ss to shadow read (read along with the CD).
- Play the CD again and pause after each sentence for Ss to repeat.
- Ask Ss some questions (Using L1 when necessary) about the text. Ss can use L1 when necessary, for their answers. What's the Japanese girl's name? (It's Hibiki.) What's the boy's name? (It's Ron.) Does Ron like cereal for breakfast? (Yes, he does.) Is chocolate cereal good for you? (No, it isn't. It's bad for you.)
- Choose a few Ss to read the texts aloud.

**Activity 3**

- Direct Ss' attention to the Look! box at the top of p.49. Read the sentences aloud and have Ss repeat.
- Explain to Ss that we use 'It's good for you' to refer to healthy food whereas we use 'It's bad for you' to refer to unhealthy food.

**Activity 4** **Track 10**

- Tell Ss that they are going to listen to the CD and that, for each exchange, they have to decide which of the three food items people like for breakfast or lunch.

## 5 OUR WORLD

I like fish. It's good for you. I don't like fries. They're bad for you.

3 Read activity 2 again and match what they like for breakfast.

4 Listen and check (4) what the people like for breakfast or lunch.

5 Put a 4 if the food/drink item is good for you or an 8 if the food/drink item is bad for you. Then discuss with your partner.

and check off the correct answer.

**Listening transcript**

1. Man 1: I don't like sandwiches or eggs for breakfast. I like cereal with milk for breakfast.

2. Woman 1: I like fish for lunch. I don't like soup or chicken for lunch.

3. Man 2: I don't like spaghetti or fries for lunch. I like soup for lunch.

**Activity 5**

- Instruct Ss to put a 4 or an 8 in the boxes next to each picture, depending on whether the food/drink is good or bad (healthy or unhealthy) for them.
- Encourage Ss to discuss their answers in pairs, e.g. SA says, (Orange juice). It's good for you, and SB says Yes, they are/No, they aren't. Explain to them why some types of food are good for their health and why others are not.

**Optional**

**Activity 6**

**Make a food poster**

- Divide Ss into small groups (3-4 Ss).
- Give Ss magazine pages with photos of different food/drinks (of the ones they have been introduced to in previous lessons) and ask them to cut them out.
- Give each group a big piece of cardboard.
- Instruct Ss to divide the cardboard into two equal parts and write Good For You as a title on the first half and Bad For You as a title on the other half.
- Then have Ss glue the food/drinks

## 5

in the corresponding half and write the name of the food/drink.

- Ss can also draw the food/drinks.
- When all groups have finished, they take turns presenting their poster to the rest of the class.
- Display Ss' posters around the classroom.

**EXPANSION**

- Start writing a word from this or the previous lessons of the module on the board, one letter at a time. Ss have to call out the word when they find it.

**Before leaving**

- Ask Ss to tell the class what they like or breakfast/lunch before they leave, e.g. I like salad for lunch.

**Workbook**

**Activity 1**

1. fish 2. soup 3. cereal 4. milk

**Activity 2**

1. breakfast 2. lunch 3. lunch

**Activity 3** **Track 11**

**Listening transcript**

1. Boy 1: Do you like eggs for breakfast?

2. Girl 1: No, I don't. I like cereal with milk.

3. Girl 2: Do you like chicken?

Girl 2: No, I don't. I like fish.

3. Boy 1: Do you like chocolate?

Boy 2: No, I don't. It's bad for you. I like orange juice.

4. Girl 1: Do you like rice?

Girl 2: Yes, I do. It's good for you.

**Activity 4**

1. good for you: orange juice, salad, fish  
bad for you: chocolate, fries


**Note**

For the next lesson, bring: a basket with fruit and vegetables (bananas, lemons, oranges, carrots and tomatoes)

optional activities making the lesson more enjoyable and giving further practice

audioscripts and key to activities

BRITISH

6 LEVELS | BEGINNER TO PRE-INTERMEDIATE | LEADING TO A1 Ü A2  On your marks, get set, **GET SMART!****New!**

# Get Smart Plus

**Get Smart Plus** is an amazing six-level primary course in British English. Step-by-step this course guides students through each level, from Beginner to Pre-Intermediate, while also meeting the requirements of the Common European Framework of Reference. The modular approach applied throughout the course allows learners the opportunity to experience the English language through innovative lessons that tackle familiar and interesting topics in depth.



## COURSE FEATURES

- A multi-dimensional syllabus organised into ten well-balanced modules
- A wide variety of songs, chants, games, phonics activities, factual texts, dramatisation and animated stories
- Communication, cross-curricular activities and projects that build 21st century competencies
- Gradual development of all four skills
- Systematic recycling
- Board Games
- Phonics
- Self-evaluation pages
- Picture dictionary

## What's New!

- Ethical values in stories that promote critical thinking and social responsibility
- CLIL (Content and Language Integrated Learning) lessons that increase students' opportunities to practise the English language in other fields, such as geography, maths, etc.
- Videos p.112
- A digital vocabulary list

## SAMPLE PAGES

presentation of vocabulary always with pictures

listening activity practising new language items and structures

grammar box highlighting new structures and providing models of language use

The sample pages show a listening activity on page 26 and a grammar box on page 27. The listening activity is titled 'Smart kids' and includes four panels (1-4) with illustrations of children talking about family members and a cat. The grammar box is titled 'Listen and tick (✓)' and 'Ask and answer'. It features a grid of four pairs of faces with checkboxes for 'a' and 'b'. Below the grid, there is a dialogue between two children: 'Who's that?' 'It's my friend.'

storyline with attractive characters in everyday situations

*Get Smart Plus 1, British edition, Student's Book*

game providing a meaningful context for practice - our aim is COMMUNICATION



## COMPONENTS

Student's Book

Workbook

Student's CD-ROM

Teacher's Book

Alphabet Book

Alphabet Book CD/CD-ROM

Class CDs

Interactive Whiteboard Material

\* Teacher's Resource CD/CD-ROM

Smart Grammar & Vocabulary p. 88

Videos p. 112

Flashcards

Posters


Readers p. 120

Online teacher's resources

**\* Teacher's Resource CD/CD-ROM:**

- Tests
- Video worksheets and Teacher's guide
- Flashcards
- Special Days

**BRITISH**



**6 LEVELS** | BEGINNER TO PRE-INTERMEDIATE |

LEADING TO A1 Ü A2 |

# Get Smart


**Get Smart** is a spectacular six-level primary course in both British and American English taking students from Beginner to Pre-Intermediate level, while carefully considering students' specific needs and interests at each stage. It follows the requirements of the Common European Framework of Reference and the modular approach, allowing learners to explore familiar and interesting topics in depth.



## COURSE FEATURES

- A multi-dimensional syllabus organised into ten well-balanced modules
- Gradual development of all four skills
- A wide variety of songs, chants, games, phonics activities, factual texts, dramatisation and animated stories
- Systematic recycling
- Board Games
- Communication, cross-curricular activities and projects
- Phonics
- Self-evaluation pages
- Picture dictionary
- A digital vocabulary list

**AMERICAN**



# Get Smart **Split edition**

Each of the first three **Get Smart Student's Books** and **Workbooks** has been split into two books.



## SAMPLE PAGES

*Get Smart 1 British edition, Student's Book*

**2 Smart kids**  
 1 Look and listen. bag pencil book ruler pen

What's this? It's a pen. Mmm... No.  
 Ah! It's a pencil. Yes, that's right.

What's this? It's a pen. What's this? It's a ruler.

1. pen pencil 3. ruler pencil  
 2. book ruler 4. bag pen

3 Play. What's this? It's a ruler.

storyline with attractive characters in everyday situations

game providing a meaningful context for practice

*Get Smart 1 American edition, Student's Book*

enjoyable games enabling students to vividly experience and retain new language




## COMPONENTS

-  Student's Book
-  Workbook with Student's audio CD/CD-ROM
-  Teacher's Book
-  Alphabet Book
-  Alphabet Book CD/CD-ROM
-  Class CDs
-  Interactive Whiteboard Material
-  \* Teacher's Resource CD/CD-ROM
-  Smart Grammar & Vocabulary p. 88
-  Videos p. 112
-  Flashcards
-  Posters
-  Readers p. 120
-  ELT platform

### \* Teacher's Resource CD/CD-ROM:

- Tests
- Video worksheets and Teacher's guide
- Flashcards



# New Get Smart New!

**New Get Smart** is a primary course taking students from Beginner to Pre-Intermediate level, while making sure students' particular needs and interests are met at each stage. The **New Get Smart** series provides students with the necessary skills and knowledge to take on the challenges and opportunities of the 21st century. The course systematically develops students' ability to adequately apply English both in the classroom and in their everyday lives, while also promoting globalised ethical values. This series follows the modular approach and the requirements of the Common European Framework of Reference.



## COURSE FEATURES

- Ten well-balanced modules including a variety of songs, stories and factual texts that encourage skills development
- Comic-strip stories with characters of the books that present new structures
- Cross-curricular activities and projects that enhance students' creativity and increase their motivation for learning
- Systematic recycling
- Interactive and board games
- Phonics
- Self-evaluation pages
- Picture Dictionary

## What's New!

- Additional activities for the gradual development of all four skills
- Ethical values in stories that promote critical thinking and social responsibility
- CLIL (Content and Language Integrated Learning) lessons that increase students' opportunities to practise the English language in other fields, such as geography, maths, etc.
- Handwriting activities for students to further practise their handwriting skills
- Videos p.112
- A digital vocabulary list



## SAMPLE PAGES

New Get Smart 2, Student's Book

texts that promote critical thinking

presentation of vocabulary always with pictures

grammar box (Look!) highlighting new structures and providing models of language use

activity practising the new vocabulary

presentation of new vocabulary and structures through activities providing cross-cultural information

immediate practice on vocabulary and structures through game-like activities - our aim is COMMUNICATION

Screenshot from New Get Smart 1, Interactive Whiteboard Material

## COMPONENTS

-  Student's Book
-  Workbook
-  Student's CD-ROM
-  Teacher's Book
-  ABC Alphabet Book
-  ABC Alphabet Book CD/CD-ROM
-  Class CDs
-  Interactive Whiteboard Material
-  \* Teacher's Resource CD/CD-ROM
-  Smart Grammar & Vocabulary p. 88
-  Videos p. 112
-  Flashcards
-  Posters
-  Readers p. 120

### \* Teacher's Resource CD/CD-ROM:

- Tests
- Take a Look Video worksheets and Teacher's guide
- Flashcards
- Special Days

**BRITISH**

6 LEVELS | BEGINNER TO ELEMENTARY | LEADING TO A1 Ü A1  

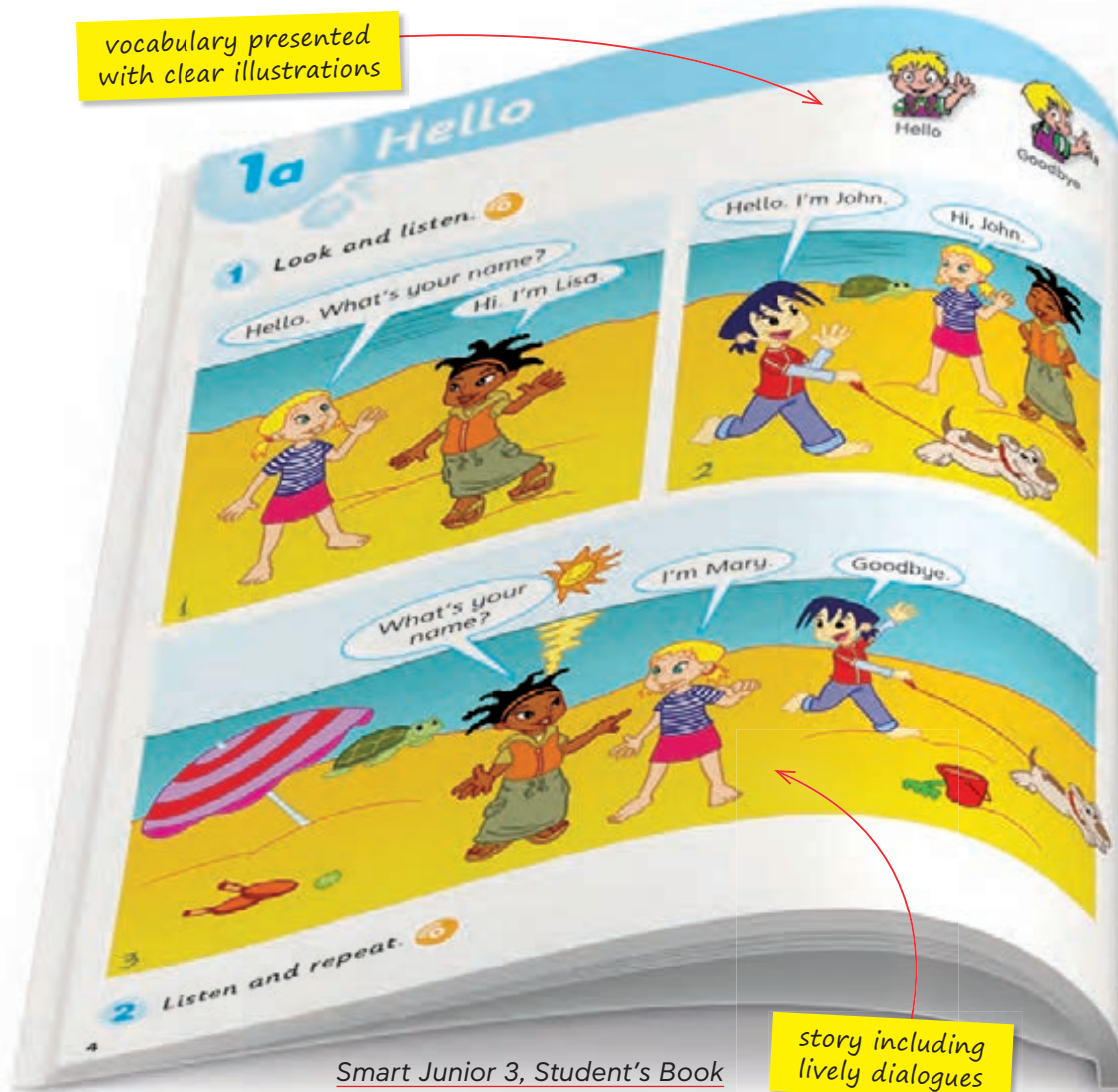
# Smart Junior

**Smart Junior** is a primary course following the modular approach and the requirements of the Common European Framework of Reference. Students will enjoy relating to the characters as their experiences and interactions are similar to everyday life!



## SAMPLE PAGES

vocabulary presented with clear illustrations



story including lively dialogues

Smart Junior 3, Student's Book

## COURSE FEATURES

- Well-balanced modules
- Units with songs, stories, factual texts
- A variety of activities (listening, speaking, games, short writing activities with grammar practice and hands-on activities)
- Revision units
- Comic-strip stories
- Smart World (with cross-cultural, cross-curricular information)
- Smart Time (fun activities)
- Board games
- A play
- Portfolio (with projects)
- Phonics Activities
- A digital vocabulary list

Get Smart  
with  
Smart Junior!

activity based  
on the presentation

listening exercise  
practising vocabulary  
and pronunciation



craft and fun activities  
practising the new language  
in an enjoyable way

## COMPONENTS

Student's Book

Workbook with Student's audio CD/CD-ROM

Teacher's Book

Alphabet Book

Alphabet Book CD/CD-ROM

Class CDs

Interactive Whiteboard Material

\* Teacher's Resource CD/CD-ROM

Grammar p. 88

Videos p. 112

Flashcards

Posters

Readers p. 120

ELT platform

**\* Teacher's Resource CD/CD-ROM:**

- Tests
- Self-evaluation
- Celebrations
- Phonics
- Projects















BRITISH



BRITISH



## COMPONENTS

-  Student's Book
-  Workbook with Student's CD-ROM
-  Teacher's Book
-  Alphabet Book
-  Alphabet Book CD/CD-ROM
-  Class CDs
-  Flashcards
-  Posters
-  Readers p. 120
-  Grammar p. 88
-  Videos p. 120 (*Time Flash*)
-  Test CD-ROM (*Time Flash*)
-  Test Booklet (*Zoom*)
-  \* Teacher's CD-ROM (*Zoom*)

### \* Teacher's CD-ROM (*Zoom*):

- Tests
- Extra material

- Songs, chants and games
- Constant revision and recycling of language
- Gradual development of the basic structures of English
- Ample practice through realistic, activity-based situations

2 LEVELS | BEGINNER | LEADING TO A1  

Move with the times with 'Time Flash'!

# Time Flash

**Time Flash** is a two-level Primary course based on the NLP theory (Neuro-Linguistic Programming), follows the modular approach and helps students to learn English in an enjoyable and effective way.

## COURSE FEATURES

- Six well-balanced modules
- Gradual development of the basic structures of English
- Vocabulary explained through illustrations
- Twelve units with songs, stories, factual texts (in which students learn about the world around them)
- A variety of activities (listening, speaking, games, short writing activities with grammar practice and hands-on activities)
- Six revision units to recycle and consolidate through stories and various activities
- A play
- A set of separate cut-outs incorporated at the back of the Student's Book
- 'Festive Days'- photocopiable pages to be used when appropriate

3 LEVELS | BEGINNER TO ELEMENTARY |

LEADING TO A1  

# Zoom

**Zoom** is an exciting three-level primary English course specifically designed for absolute beginners.

## COURSE FEATURES

- Well-organised syllabus, presenting language in a variety of realistic situations / stories
- Eighteen well-balanced units
- Vocabulary explained through visual prompts
- Gradual development of all four language skills

# Zoom in

**Zoom in** is an amazing six-level primary English course especially designed for children who are complete beginners. It is the **split edition** of **Zoom** and consists of six books. **Zoom in 1** and **2** correspond to **Zoom a**, **Zoom in 3** and **4** correspond to **Zoom b** and **Zoom in 5** and **6** correspond to **Zoom c**.

## Zoom In Special

Student's Book including Workbook



*'Zoom in' and discover a creative learning environment!*



### COURSE FEATURES

- Nine four-page units divided into two lessons
- Stimulating material including stories, songs, games, factual texts and cross-curricular activities
- Three four-page revision units
- Grammar and pronunciation revision every four units
- Special sections on cross-cultural information leading to projects

### COMPONENTS






-  Student's Book
-  Workbook with Student's audio CD/CD-ROM
-  Teacher's Book
-  Alphabet Book
-  Alphabet Book CD/CD-ROM
-  Class CDs
-  Readers p. 120
-  Grammar p. 88

**BRITISH**



Pre-Primary & Primary

AMERICAN

6 LEVELS | BEGINNER TO PRE-INTERMEDIATE | LEADING TO A1 Ü A2  



# Pop up

Every lesson is an exciting surprise!

**Pop up** is a six-level primary course focusing on American English. It takes students from Beginner to Pre-intermediate level, all while considering students' particular needs and interests at each stage. It is based on the modular approach enabling students to deal with topics in depth. In addition, its multi-dimensional syllabus helps learners to acquire English through an integrated development of the four skills.

3 LEVELS | BEGINNER | LEADING TO A1  

## Pop up Split edition







Each of the first three **Pop up** Student's Books and Workbooks has been split into two books.

6 LEVELS | BEGINNER TO PRE-INTERMEDIATE | LEADING TO A1 Ü A2  

## Pop up special

The **Pop up** Student's Books and Workbooks have been split into four books. Each **Pop up special** contains three units from the Student's Book and three units from the Workbook.



### COURSE FEATURES

- Well-organized syllabus
- Twelve well-balanced units
- Gradual development of the four skills
- Communication, cross-curricular and practical activities
- Wide variety of songs, chants, games, factual texts, dramatization and stories
- Systematic recycling and a review page in every unit
- Pictionary (stickers included in the Workbook)

### COMPONENTS



Student's Book



Workbook with Student's audio CD/CD-ROM



Teacher's Book

# Pop up now

**Pop up now** is a six-level primary course focusing on British English. It takes students from Beginner to Pre-intermediate level, while carefully considering students' particular needs and interests at each stage. It is based on the modular approach enabling students to deal with topics in depth. In addition, its focus on a multi-dimensional syllabus helps learners to acquire English through an integrated development of the four skills.

3 LEVELS | BEGINNER TO ELEMENTARY | A1  

## Pop up now Split edition

Each of the first three **Pop up now** Student's Books and Workbooks has been split into two books.








### COURSE FEATURES

- Well-organised syllabus
- Twelve well-balanced units
- Gradual development of the four skills
- Communication, cross-curricular and practical activities
- Wide variety of songs, chants, games, factual texts, dramatisation and stories
- Systematic recycling and a revision page in every unit
- Grammar reference
- Pictionary (stickers included in the Workbook)



**BRITISH**



Pre-Primary & Primary

*Our secondary and adult courses equip the teacher with enhanced support, both in print and digital form, and motivate learners with engaging topics that sharpen their critical skills and deepen their insight of the world.*



# **Secondary & Adult**



CEFR		A1		A2		B1		B2		C1		C2	
LEVELS	leading to A1	A1.1	A1.2	A2.1	A2.2	B1.1	B1.2	B1+	B2	C1.1	C1.2	C1+	C2
<b>Portal To English</b> BRITISH EDITION p. 42													
<b>Full Blast PLUS</b> BRITISH & AMERICAN EDITION p. 44													
<b>Full Blast!</b> BRITISH & AMERICAN EDITION p. 46													
<b>English Trails</b> AMERICAN EDITION p. 52													
<b>The English Hub</b> BRITISH & AMERICAN EDITION p. 54													
<b>Explorer</b> BRITISH EDITION p. 58													
<b>To The Top</b> BRITISH EDITION p. 62													
<b>American To The Top</b> AMERICAN EDITION p. 63													
<b>Get To The Top Revised</b> BRITISH EDITION p. 64													
<b>Get To The Top</b> BRITISH EDITION p. 66													
<b>Say Yes!</b> BRITISH EDITION p. 67													
<b>Pioneer</b> BRITISH EDITION p. 68													
<b>Pioneer</b> AMERICAN EDITION p. 70													
<b>Traveller</b> BRITISH & AMERICAN EDITION p. 72													
<b>New Destinations</b> BRITISH & AMERICAN EDITION p. 74													
<b>Channel Your English</b> BRITISH EDITION p. 76													
<b>American Channel</b> AMERICAN EDITION p. 78													
<b>American Channel Direct</b> AMERICAN EDITION p. 79													
<b>Blue Skies</b> AMERICAN EDITION p. 80													
<b>Open Skies</b> AMERICAN EDITION p. 83													
<b>New Let's Speed Up</b> AMERICAN EDITION p. 84													
<b>On Track</b> AMERICAN EDITION p. 85													



**New**

Enter Portal  
and open your  
mind to a new  
world!

*Engage* students' interest to the importance  
of English in their lives.

*Empower* them with the mindset  
of "I Can" and "I Will".

*Excite* their curiosity and open their  
minds to the world around them.

**PORTAL**  
**TO ENGLISH**

**BRITISH**

**4 LEVELS** | BEGINNER TO INTERMEDIATE | A1 Ü B1 | 

**New!**


# Portal to English

**Portal to English** is an inspiring course for teenagers, taking learners from Beginner to Intermediate level. The course focuses on the systematic development of key competencies and follows the requirements of the Common European Framework of Reference. Organised in topic-based modules, the course allows learners to deal with a variety of topics in depth. In this way, learners are enabled to communicate successfully in English in a wide range of social situations and environments.

*Enter 'Portal' and open your mind to a new world!*

*grammar presented and practised in context*


*animated comic strips presenting language in an engaging and motivating manner*



Grammar Video from Portal to English 1, Interactive Whiteboard Material (html5)



**BRITISH**



\* In accordance with the Revised 2015 Cambridge English: First (FCE)

**6 LEVELS** | BEGINNER TO UPPER - INTERMEDIATE | A1 Ü B2   

# Full Blast PLUS

**New!**

Full Blast PLUS is an extraordinary six-level course with exciting, contemporary topics and unique features.

It takes learners from Beginner to B2 level, while demonstrating how English is used in real-life situations and enabling students to communicate fluently, accurately and most importantly with confidence!

**Revised edition of our best seller!**

*Exciting! Fresh! Contemporary!*



## What's New!

- Activities designed to develop 21st century competencies
- CLIL (Content and Language Integrated Learning) lessons that increase students' opportunities to practise the English language in other fields, such as geography, maths, etc.
- A project skills section
- Videos p.113
- A digital vocabulary list

**AMERICAN**



## COURSE FEATURES

- Motivating and contemporary topics with multicultural and cross-curricular information
- Lively dialogues presenting functional language in real-life situations
- An integrated approach to the development of the four skills
- Systematic development of reading and listening skills and subskills
- Grammar presented and practised in context
- A step-by-step approach to writing
- Activities encouraging critical thinking and personal response
- Practical tips helping students to become autonomous learners
- A round-up section in each module providing regular revision and consolidation
- Culture and cross-curricular pages
- Songs
- A grammar reference section
- Interactive games

## SAMPLE PAGES

Full Blast PLUS 1,  
Student's Book

vocabulary presented  
through visual prompts

grammar explanations &  
grammar reference section  
at the back of the book

**3a Day in day out**

**Vocabulary**  
Listen and repeat.  
get dressed, go to school, have breakfast, lunch, dinner, get home, do homework, go to bed, get up, have a shower, brush my teeth.

**2 Read**  
A. Look at the pictures and the title of the text. What do you think the text is about? Listen, read and check your answers.

**TAMMY TURNER**  
*A young Picasso*  
Tammy Turner isn't a normal school girl. She loves Art and she's a very good artist. On weekdays, she gets up at 6 o'clock and paints pictures. At 7:30 she has a shower and has her breakfast. Then she goes to school. Art is her favourite subject, of course. She gets home at 4:30 and does her homework. In the evenings after dinner, she paints again!  
At the weekend it's different. Every Saturday, I visit galleries and on Sundays, I watch TV or make pictures and designs on my computer. Her Art teacher says: 'She's amazing! She's even got paintings in the local art gallery.'

**3 Grammar**  
**Present Simple (affirmative)**  
I paint, You watch, We do, They study, He paints, She watches, It does, They studies.  
We use the Present Simple for habits or actions that happen regularly.

**Prepositions of time**  
at: ten o'clock, half past one, etc.  
on: the weekend, noon/midday/night/midnight  
in: the morning, the afternoon, the evening  
on: Monday, Tuesday, etc.  
on: Sunday, mornings/afternoons/evenings/night, weekdays

**Complete with the Present Simple of the verbs in brackets.**  
1. Fred and Lig \_\_\_\_\_ (brush) their teeth every morning and evening.  
2. My mum \_\_\_\_\_ (get up) at 7 o'clock every day.  
3. Alan \_\_\_\_\_ (do) his homework in the afternoon.  
4. I \_\_\_\_\_ (play) computer games at the weekend.  
5. My best friend \_\_\_\_\_ (watch) TV after dinner and \_\_\_\_\_ (go) to bed at midnight.

**4 Pronunciation**  
A. Listen and repeat. What's the difference between a, b and c?  
a gets - b plays - c brushes  
B. Listen and tick (✓) the sound you hear.  
paints, does, dances, has, goes, watches, makes

**5 Speak**  
Talk to pairs about your daily routine.  
I get up at 7:30. I have...  
I get up at...  
I get up at...

**6 Write**  
Write a few sentences about your daily routine and about a friend's daily routine.  
I get up at 7:30. I have...  
John gets up at 8:00. He has...

activities focusing  
on reading for gist

various types  
of texts

pronunciation  
activity

speaking  
activity




short writing  
activity

## COMPONENTS



- \* Teacher's Resource CD/CD-ROM:**
- Tests for the coursebook
  - Portfolio with projects
  - Grammar Tests
  - Key to Grammar Book activities
  - Video worksheets and Teacher's guide

**BRITISH**



**6 LEVELS** | BEGINNER TO B2 | A1 Ü B2   

# Full Blast!

**Full Blast!** is a six-level course with amazing, contemporary topics and exceptional features. It takes learners from Beginner to B2 level, while demonstrating how English is used in real-life interactions and enabling students to communicate fluently, accurately and with confidence!



## COURSE FEATURES

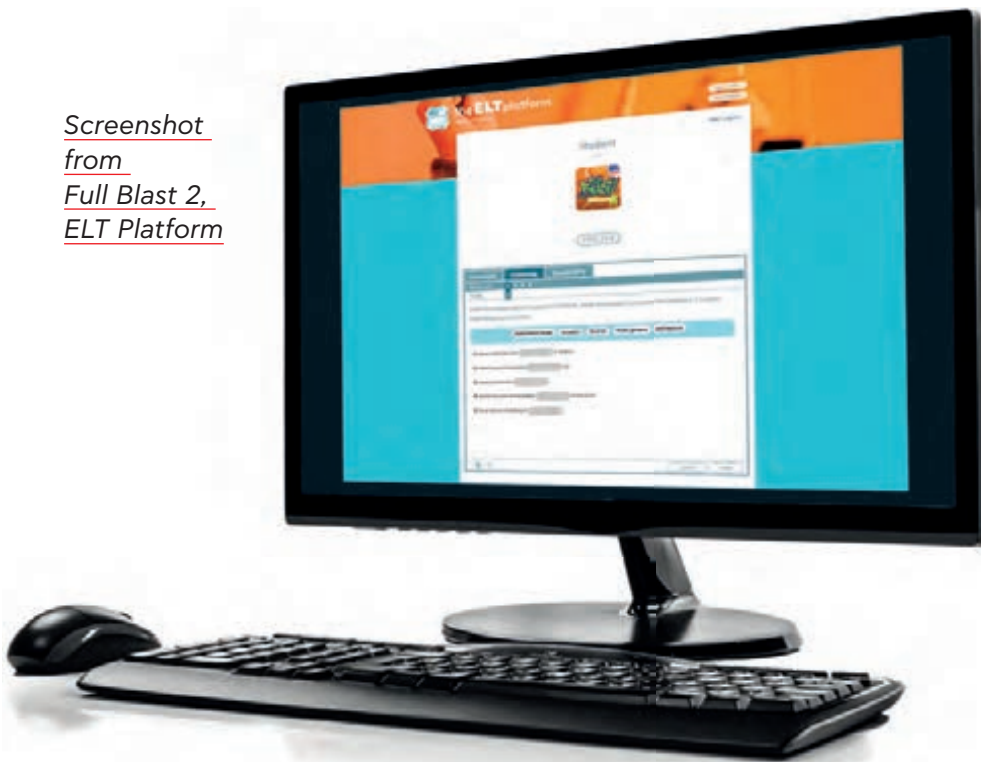
- Well-balanced modules
- Six lessons and a revision section in each module
- Lively dialogues
- Motivating and contemporary topics providing students with multicultural and cross-curricular information
- Clear grammar presentations and practice
- Activities encouraging critical thinking and personal response
- A step-by-step guide to writing
- Culture and cross-curricular pages
- Lively, topic-based songs
- Useful tips
- Videos (*British edition*)
- A digital vocabulary list
- Interactive games (*British edition*)

**AMERICAN**





Screenshot from Full Blast 2, ELT Platform



4 LEVELS | BEGINNER TO INTERMEDIATE | A1 Ü B1

## Full Blast **Split edition** AMERICAN

A split edition is also available for levels Beginner to Intermediate.








### SAMPLE PAGES

Full Blast! 1 British edition, Student's Book



### COMPONENTS

-  Student's Book
-  Workbook with Student's audio CD/ CD-ROM
-  Teacher's Book
-  Workbook Teacher's Edition
-  Class CDs
-  Interactive Whiteboard Material
-  \* Teacher's Resource CD/CD-ROM
-  Grammar p. 92
-  Readers p. 120
-  Online student's resources
-  Online teacher's resources
-  ELT platform

### \* Teacher's Resource CD/CD-ROM:

- Tests for the coursebook
- Portfolio with projects
- Grammar Tests
- Key to Grammar Book activities

special emphasis on vocabulary building (lexical sets)

grammar practised in context

Full Blast! 1 British edition, Student's Book

### 3b Do you like sports?

**1 Vocabulary**  
Match the sports with the pictures 1-8. Then listen and check your answers.

**Tip!** Learn whole phrases (e.g. verb + noun), not just isolated words.

play table tennis ○  
do athletics ○  
do gymnastics ○  
play football ○  
go swimming ○  
play tennis ○  
play volleyball ○  
play basketball ○

### 3 Grammar

Present Simple (negative - questions)

NEGATIVE	QUESTIONS	SHORT ANSWERS	
I don't (=do not) play	Do you play?	Yes, I do.	No, I don't.
You don't (=do not) play	Does he/she/it play?	Yes, he/she/it does.	No, he/she/it doesn't.
We don't (=do not) play	Do you play?	Yes, we do.	No, we don't.
They don't (=do not) play	Do they play?	Yes, they do.	No, they don't.

Complete the sentences with do, does, don't or doesn't.

- A: \_\_\_\_\_ you like football?  
B: Yes, I \_\_\_\_\_, I think it's a great sport.  
A: \_\_\_\_\_ your brother like football, too?  
B: No, he \_\_\_\_\_, he \_\_\_\_\_ like football at all. He likes athletics.
- A: \_\_\_\_\_ you and your friends play volleyball every day?  
B: No, we \_\_\_\_\_, we play on Mondays, Wednesdays and Fridays after school.  
A: What about at the weekend?  
B: We \_\_\_\_\_ play volleyball at the weekend. My friends go swimming.  
A: What about you?  
B: I \_\_\_\_\_ like swimming.

### 2 Read

A. Listen to the dialogue. Then read it out in groups.

Liv I'm bored.  
Stu I've got an idea. Let's play basketball.  
Liv Oh, no, not basketball!  
Bill What's wrong, Liv?  
Amy Liv doesn't like basketball at all.  
Stu Really? Do you like volleyball or other team sports?  
Liv No, I don't. I don't like sports very much. I think they're boring.  
Bill I think sports are fun and exciting!  
Stu Yeah! I love sports, too. What about you, Amy?  
Amy I like tennis and I'm a great player.  
Bill Tennis is OK but table tennis is great fun! Come on, let's play.  
Liv No way! I hate table tennis.  
Amy Come on, Liv, please!

An hour later...  
Stu Let's stop! I'm tired.  
Bill Me too.  
Liv What? Don't be silly! This is great fun!  
Stu Oh, be quiet, Liv!  
Amy Ha, ha, ha!

### 4 Listen

Listen to three short dialogues and circle the correct words.

Dialogue 1  
Pam thinks tennis is fun / boring.  
Dialogue 2  
Daniel does gymnastics on weekdays / at the weekend.  
Dialogue 3  
Ken and Scott like / don't like football.

### 5 Speak

A. Do you like these sports? How much? Draw a face next to each one.

😊 yes, very much! 😐 It's OK. 😞 I lo!

gymnastics tennis  
athletics football  
basketball table tennis  
volleyball swimming

B. Now talk in pairs.  
Do you like...?  
Yes, I do. I think it's fun. /  
No, I don't. I think it's boring. What about you?  
I like... very much. / It's OK. / I don't like... at all.

realistic dialogues featuring the characters

listening activity

pairwork speaking activity

### 8b The great outdoors

1. Match the sentences with the pictures 1-8.

1. I was \_\_\_\_\_ when I went sky diving.  
2. I was \_\_\_\_\_ when I went to the cinema.  
3. I was \_\_\_\_\_ when I went to the beach.  
4. I was \_\_\_\_\_ when I went to the park.  
5. I was \_\_\_\_\_ when I went to the zoo.  
6. I was \_\_\_\_\_ when I went to the museum.  
7. I was \_\_\_\_\_ when I went to the hospital.  
8. I was \_\_\_\_\_ when I went to the bank.

2. Read each dialogue and circle the correct word.

1. The farmer asked \_\_\_\_\_ the land to be planted.  
A. to plant B. to be planted C. to plant it D. to be planted it

2. The man asked \_\_\_\_\_ the machine.  
A. to be fixed B. to fix it C. to be fixed it D. to fix it

3. The girl asked \_\_\_\_\_ the machine to be fixed.  
A. to be fixed B. to fix it C. to be fixed it D. to fix it

3. Rewrite the sentences using Reported Speech and the words above.

1. "The car is out of the garage, the mechanic said to me."  
The mechanic said to me that the car was out of the garage.

2. "The team will win the match," the coach said to the players.  
The coach said to the players that the team would win the match.

3. "Don't give football lessons to the children for the boys," the teacher said to the parents.  
The teacher said to the parents not to give football lessons to the children for the boys.

vocabulary and grammar activities

### Unit 12 Passive Voice (Present Simple - Past Simple)

Read the text.

Artificial Intelligence (AI) is used to make intelligent machines and especially intelligent computer programs.

#### AI Facts

- AI was first used in 1956. It was the first time that a machine was programmed to think like a human.
- AI was first used in 1956. It was the first time that a machine was programmed to think like a human.
- AI was first used in 1956. It was the first time that a machine was programmed to think like a human.

Now read the sentences below and write T for True or F for False.

- In the past, scientists predicted that machines would be able to think like humans.
- Turing wanted to show that AI is possible.
- AI is not found in robots and films.

#### Grammar

Passive Voice

- The **Active Voice** comes from the subject of the verb down an action. People would like it a little in French.
- The **Passive Voice** is used to emphasize the action rather than who or what is responsible for it. Lots of animals are kept in zoos (by people).
- Changing an **Active Voice** into **Passive Voice**:
  - The **subject** of the verb in the **Active Voice** becomes the **subject** of the verb in the **Passive Voice**.
  - we use the **verb be** in the same tense as the verb in the **Active Voice**.
  - we use the **past participle** of the main verb.
  - if we want to show who does the action (agent), we use the preposition **by** with the subject of the verb in the **Active Voice**.

Full Blast! 3 British edition, Workbook

Full Blast! 3 British edition, Grammar Book






# *English* **Trails**

Don't follow  
a path,  
leave your  
own trail...

**New**

Children are often faced with challenges. They sometimes follow a path that has been already made because it seems easy, much easier than *leaving their own trail!*

We need to guide them through difficulties faced in the classroom and nurture those special moments of learning that *shape their understanding* of the English language.



AMERICAN



3 LEVELS | BEGINNER TO INTERMEDIATE | A1 Ü B1



New!

# English Trails

English Trails is an innovative course in American English which systematically develops learners' skills and competencies. It follows the modular approach and is organised into six modules.

*Don't follow a path, leave your own trail...*



Screenshot from English Trails 2a, Interactive Whiteboard Material (html5)





*English Trails 3A, Student's Book & Workbook*

**COURSE FEATURES**

- Motivating and contemporary topics with multicultural and cross-curricular information
- Lively dialogues presenting functional language in real-life situations
- An integrated approach to the development of the four skills
- Systematic development of reading and listening skills and subskills
- Special emphasis on vocabulary building
- Grammar presented and practised in context
- Step-by-step approach to writing
- Activities designed to develop generic competencies
- Activities encouraging critical thinking and personal response
- Practical tips helping students to become autonomous learners
- A project in each unit revising and consolidating the language presented in the unit
- A round-up section in each unit providing regular revision and consolidation
- A final project which functions as performance evidence
- A grammar reference section
- An extra activities section including listening, speaking and writing activities for further practice for each unit
- A culture page in each unit
- A digital vocabulary list
- Emphasis on the development of 21st century competencies

**COMPONENTS**

Student's Book including Workbook

Teacher's Book

Class CDs

Interactive Whiteboard Material

\* Teacher's Resource CD/CD-ROM

Readers p. 120

Online student's resources

Online teacher's resources

ELT platform

**\* Teacher's Resource CD/CD-ROM:**

- Tests
- Extra material

**BRITISH**



**3 LEVELS** | BEGINNER TO INTERMEDIATE | A1 Ü B1   

*Don't miss a moment in learning!*

# The English Hub

The English Hub is an incredible course for teenage and young adult learners, taking them from Beginner to Intermediate level. It follows the requirements of the Common European Framework of Reference.



## COURSE FEATURES

- Motivating and contemporary topics with multicultural and cross-curricular information
- Lively dialogues presenting real spoken English
- An integrated approach to the development of the four skills
- Special emphasis on vocabulary building
- Grammar presented and practised in context
- Systematic development of reading and listening skills and subskills
- A variety of communicative tasks
- Step-by-step approach to writing
- Activities encouraging critical thinking and personal response
- Practical tips helping students to become autonomous learners
- A round-up section in each unit allowing for regular revision and consolidation
- A grammar reference section
- Culture pages
- Videos (*British edition*)
- A digital vocabulary list

**AMERICAN**





# The English Hub **Split edition**

A split edition of The English Hub British edition is also available.



## SAMPLE PAGES

*The English Hub 2A, Student's Book & Workbook*

vocabulary presented through visual prompts

warm-up activities introducing the topic

various types of texts

### 4.5 Amazing countries

**VOCABULARY**  
Match. Then, listen and check your answers.


**LISTEN**  
A boy and a girl are talking. Listen and decide if the statements 1-4 are True or False.

- Belinda is showing Nick some pictures from South America.
- The Colorado River is in Argentina.
- Nick saw a mockingbird when he climbed a mountain.
- Mockingbirds repeat the sounds people make.

**READ**  
A. Look at the map and the pictures. What do you know or can you guess about Tanzania?  
B. Read the text quickly and check (✓) the topics that are mentioned.

animals    history    islands    food  
 rivers    mountains    language  
 beaches    hotels    lakes

**TANZANIA**  
**AN AMERICAN PARADISE**  
Tanzania, in East Africa, is an amazing country. The wild and beautiful landscapes makes a visit to Tanzania unforgettable.

**MOUNT KILIMANJARO**  
Mount Kilimanjaro is 19,341 feet high. It is actually an extinct volcano. It is near the equator, but there is an snow and ice on its peak all year round. Go on a trek through the forests on the slopes of the mountain and see the many wild animals that live there.

**THE LAKES**  
Don't miss Lake Victoria (26,890 square miles) on the northern border of Tanzania. Lake Malawi, in the south, is also worth visiting, but don't forget Lake Tanganyika on the western border. It is a large and impressive lake.

**WILDLIFE**  
Elephants, giraffes, zebras, lions and many other wild animals live in Tanzania. There are many national parks in Tanzania, and Serengeti is the number one place for a safari.

**ZANZIBAR**  
Just off the coast of Tanzania are the beautiful islands of Zanzibar. They are rich in history and sights and they are very popular with visitors. With their beautiful beaches, crystal clear waters and exotic birds these islands are truly a tourist's paradise.

**WRITE**  
Talk in pairs. Student A, go to page 76 and Student B, go to page 78.

**WRITE**  
Use the information on pages 76 and 78 to write a paragraph about Cuba or Jamaica.

a variety of speaking and writing activities



## COMPONENTS

- Student's Book
- Workbook
- Student's Book including Workbook (American edition)
- Teacher's Book including Workbook Key
- Class CDs
- Interactive Whiteboard Material
- \* Teacher's Resource CD/CD-ROM
- Readers p. 120
- Online student's resources
- ELT platform
- \* Teacher's Resource CD/CD-ROM:
  - Tests
  - Extra material

*Teenagers and young adults often find themselves at a crossroads.*

*Even more than having to learn English and unlock their potential for the future, they are called to embark a journey of finding themselves.*

*Explorer allows them to achieve just that!*

*With the right amount of guidance, students are enabled to venture beyond their boundaries, and into new and exciting territories!*





Your compass  
through an  
exciting journey  
in English!

**New**

An aerial photograph of a serene lake surrounded by dense forest. The water is a deep, clear blue-green. A long wooden dock extends from the shore into the water. The trees show vibrant autumn colors, including bright yellows, oranges, and deep reds. A small wooden structure is visible on the shore near the dock. A large white circular graphic is overlaid on the top half of the image, containing a compass rose and the word 'EXPLORER' in bold white letters.

# EXPLORER

BRITISH



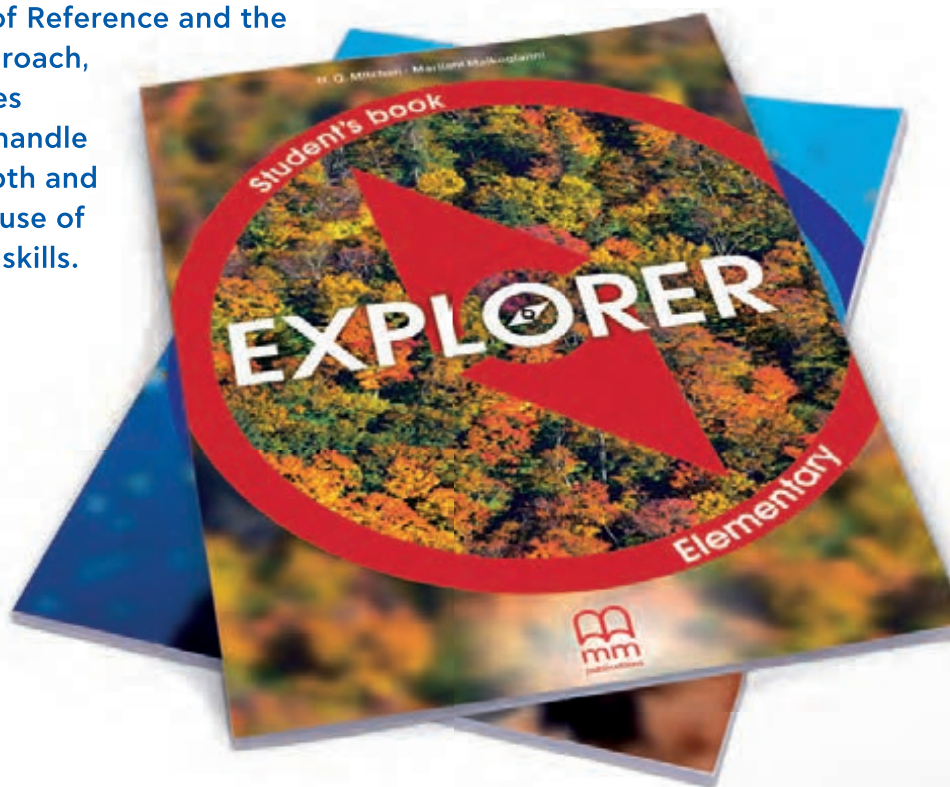
5 LEVELS | BEGINNER TO UPPER-INTERMEDIATE | A1 Ü B2  

Your compass through an exciting journey in English!

New!

# Explorer

**Explorer** is a brand-new, exciting and easy-to-use course that effectively meets the needs of teenage and young adult learners. It follows the requirements of the Common European Framework of Reference and the modular approach, which enables students to handle topics in depth and through the use of 21st century skills.



## COURSE FEATURES

- Well-organised units, each of which is clearly divided into three lessons
- Motivating and contemporary topics with multicultural and cross-curricular information related to the interests of teenagers and young adults
- Lively dialogues presenting functional language in real-life situations
- An integrated approach to the development of the four skills
- Systematic development of reading and listening skills and subskills
- Special emphasis on vocabulary building
- Grammar presented and practised in context
- A variety of communicative tasks
- Step-by-step approach to writing
- Activities designed to develop 21st century competencies
- Activities encouraging critical thinking and personal response
- A revision section after every four units in the Beginners, Elementary and Pre-Intermediate levels, and after every three units in the Intermediate and Upper-Intermediate levels, providing regular revision and consolidation
- Culture pages including projects
- Tasks after each revision section
- A grammar reference section
- A writing reference section
- A project skills section
- Videos
- A digital vocabulary list



Screenshot from Explorer Elementary, Interactive Whiteboard Material (html5)



## COMPONENTS

 Student's Book

 Workbook

 Student's audio CD/CD-ROM

 Teacher's Book

 Class CDs

 Interactive Whiteboard Material

 Teacher's Resource CD/CD-ROM

 Readers p. 120

 Online student's resources\*

 Online teacher's resources\*

• **Online Student's Resources** including a vocabulary list

- **Online Teacher's Resources**
- Portfolio with projects
  - Quizzes
  - Revision Tests
  - Key to Quizzes
  - Key to Revision Tests
  - Video worksheets with teacher's guide

SAMPLE PAGES

warm-up activity introducing the topic

vocabulary presented through visual prompts

a variety of speaking and writing activities

listening activity

11

LESSON THREE

Vocabulary

**Places to shop**  
Match. Then listen and check.

shopping centre	<input type="radio"/>
supermarket	<input type="radio"/>
department store	<input type="radio"/>
street market	<input type="radio"/>



Reading

- Look at the pictures of a souk. What things do you think the shops there sell?
- Listen, read and compare the information in the text with your answers.

### Shopping in MARRAKECH

Marrakech in Morocco is famous for its big central square, Jamaa el-Fna, and its souks or street markets. A souk is a maze of small streets with stalls and small shops. There are different things for sale in each street. For example, in one street they sell carpets and in the next traditional clothes, like kaftans (long dresses for women) or a fez (a round red hat for men).

Jewellery and leather products are also very popular. Sometimes craftsmen sit outside and make their products in front of the customers. The craftsmen and shop assistants invite people into their shops and say 'Come in and have a look,' in different languages. Then they usually offer customers some sweet mint tea. The prices of the products are not fixed. The answer to the question 'How much is this?' is usually 'How much do you want to pay?'

C. Read again and complete the sentences. Choose a, b or c.

- A souk is \_\_\_\_\_  
a. a big square                      b. a small street                      c. a street market
- In a Marrakech souk, carpets and clothes are for sale \_\_\_\_\_  
a. in one street                      b. in different streets                      c. on stalls only
- Kaftans are \_\_\_\_\_  
a. traditional clothes for women                      b. long dresses for men                      c. round red hats
- \_\_\_\_\_ sometimes make jewellery in the street.  
a. Customers                      b. Craftsmen                      c. Shop assistants
- In a Marrakech souk, customers don't \_\_\_\_\_  
a. drink tea                      b. see the products                      c. know the prices

Listening

Listen to four short conversations and write T for True or F for False.

- The bracelet is £75.
- The woman buys the black shoes.
- The black shirt is a medium size.
- The women are in a department store.

Speaking

Work in pairs.

<b>Student A</b>
Imagine that you are doing a survey on people's shopping habits. Interview Student B and complete the form.
<b>Student B</b>
Student A is interviewing you about your shopping habits. Answer his/her questions.

Then swap roles.

#### SHOPPING SURVEY

Do you like shopping?	Me	Yes <input type="radio"/>	No <input type="radio"/>	Do you go shopping every week?	Me	Yes <input type="radio"/>	No <input type="radio"/>
	My partner	Yes <input type="radio"/>	No <input type="radio"/>		My partner	Yes <input type="radio"/>	No <input type="radio"/>
Where do you usually go shopping?	Me	Supermarket	Department store	Street market	Small shops	Shopping centre	
	My partner						
What do you usually buy there?	Me						
	My partner						

Writing

A department store in your area is doing a survey on people's shopping habits. Look at the Speaking activity and answer the questions in the shopping survey about yourself. Then write a paragraph about your shopping habits.

Explorer Beginners Student's Book

various types of texts

Explorer Pre-intermediate Workbook

Explorer Pre-intermediate Workbook

4

LESSON TWO

A. Complete the dialogues with the words in the box.

- raise    make    vet    organised    improve    responsibility    vaccinate    daily
- Having a pet is a great \_\_\_\_\_ sure you will take care of it.  
B: Don't worry, Mum!
  - Mike McGuire and I have \_\_\_\_\_ a trip for tomorrow. Are you interested?  
B: Sorry, I can't. Tomorrow is the big event at the animal shelter. We're trying to \_\_\_\_\_ some money for the animals and \_\_\_\_\_ their lives there.
  - Do you know how much it costs to \_\_\_\_\_ a cat?  
B: I don't know, but I can ask my friend, Kate. She's a \_\_\_\_\_.

B. Complete the dialogues with the Present Perfect Simple of the verbs in brackets and write for or since in the boxes.

1. A: I _____ (try) to call Sally Smith ten times _____ yesterday. Do you know where she is? B: No, I _____ (not see) her _____ a week.	2. A: We _____ (visit) quite a few museums _____ we got there. What else is there to see? B: You can go to the palace. _____ (you / be) there yet?
3. A: That's a great laptop. How long _____ (you / have) it? B: I _____ (not have) it _____ very long. My dad bought it for me two weeks ago.	4. A: Who's that with Simon? B: That's Tim, his best friend. A: How long _____ (they / know) each other? B: They _____ (know) each other _____ 1992. A: Wow! They _____ (be) friends _____ over ten years.

vocabulary and grammar activities

3 Food for thought

B. Read the text and answer the questions.

## Mmm... smells good!

What are 'Arabica' and 'Robusta'? No idea? Here's a clue: Every morning millions of people drink Arabica or Robusta. That's right! It's coffee!

**What is coffee?**

The word 'coffee' comes from the Latin word 'coffea'. Coffee grows on trees or small bushes. The leaves are usually green, but they can also be yellow or even purple. There are twenty-five major types of coffee, but the average coffee drinker has only tried two - coffee arabica and coffee robusta. Arabica coffees are also called 'Brazil' because that's where they come from. People grow robusta coffees in Africa, Asia and in some parts of South America.

**Who tried coffee first?**

It may sound strange, but goats were the first to try coffee. It's true! It happened a long time ago in the country we now know as Ethiopia. A man called Kaldi noticed that some of his goats were more playful than the others. He also noticed that they were eating some unusual red berries that were growing on a bush nearby. Kaldi was a curious man so he tried one too. Suddenly, he didn't feel tired anymore. And that's how it all began!

**Has coffee always been popular?**

In the past, people believed that coffee was 'old fashioned' and that only old people drank it. However, the famous French writer, Voltaire, didn't seem to share that opinion. He was a great fan of

coffee: he drank, believe it or not, fifty to seventy cups of coffee a day!

**What about today?**

Today, 107 million people drink coffee every day and that's only in the USA. Most coffee drinkers have at least three cups of coffee a day. Coffee has become a way of life: there are coffee houses on almost every corner. Did you know that the first coffee house opened in London in the 17<sup>th</sup> century? Coffee houses were called 'penny universities' back then. Why? Because you could buy a cup of coffee for a cent and learn more at the coffee house than in a classroom!

**How do you take it?**

Buying coffee used to be easy. There were only two flavours to choose from. Things are different now. Just walk into a coffee house and you'll be surprised by how many flavours there are to choose from. Chocolate, French Vanilla, Hazelnut, Cinnamon, Orange, Banana, Cream, Caramel, Hawaiian Coconut and more. You can have it hot, cold, black or with milk. The choice is yours!

**So, what will it be? Latte? Espresso? Café Mocha or Cappuccino? Can't make up your mind? Don't worry! You're not the only one!**

- What are the two most famous types of coffee?
- What parts of the world does coffee grow in?
- Why were some of Kaldi's goats more playful than the others?
- What happened to Kaldi when he ate a red berry?
- Why wasn't coffee very popular in the past?
- How many cups of coffee do people usually drink a day?
- Where did the first coffee house open?
- Why is it difficult to buy coffee today?

extra reading practice

special emphasis on vocabulary building

grammar presented in context


15

LESSON TWO

Vocabulary

Accidents and injuries

Match the pictures with the sentences. Then listen and check your answers. Have you ever had any of these accidents/injuries?



- a She has broken her leg.
- b He has burnt his arm.
- c She has cut her foot.
- d She has cut her finger.
- e He has hit his head.
- f He has sprained his ankle.

Listening and reading

A. Look at the picture and guess. Why is Rick in bed?  
B. Listen, read and find out.

**Bill** Hi, Rick. How's it going?  
**Rick** Hi, Bill. I'm not very well.  
**Bill** Why? What's wrong?  
**Rick** I had an accident at the gym today. I fell down the stairs and sprained my ankle.  
**Bill** Another accident?  
**Rick** Yes, and it was pretty embarrassing. Anyway, I was in really bad shape, so I asked the guys to take me to the hospital.  
**Bill** Poor you! Does it hurt?  
**Rick** Yeah, a lot. I've taken some medication, but it hasn't helped much so far.  
**Bill** What did the doctor say?  
**Rick** He told me to stay in bed for a couple of days and not to work out for a week.  
**Bill** Oh, no. That's too bad. I feel sorry for you, mate.  
**Rick** Well, don't. I'll be OK. Anyway, I'm not going to work for the next three days, so I guess that's something!



C. Read again and write T for True or F for False.

- 1. Rick broke his ankle at the gym.
- 2. He went to the hospital alone.
- 3. He's taking medication because his ankle hurts.
- 4. Rick has to stay in bed for a week.
- 5. The doctor told Rick not to go to the gym for a week.

realistic dialogues

pronunciation activity

a variety of speaking activities

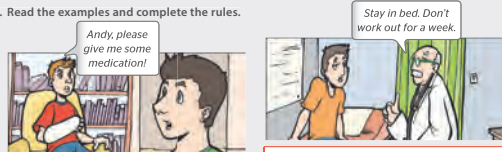
tables of functions, structures and vocabulary introduced in each lesson

15 Doctor, doctor

Grammar

Reported Speech (Commands - requests)

A. Read the examples and complete the rules.



He asked Andy to give him some medication.

The doctor told him to stay in bed. He also told him not to work out for a week.

- We use the verb \_\_\_\_\_ to report requests and the verb \_\_\_\_\_ to report commands.
- Don't changes to \_\_\_\_\_.

B. Read the messages and report them.



- 1. Martin's mother asked \_\_\_\_\_
- 2. Mr Rogers told \_\_\_\_\_
- 3. Martha \_\_\_\_\_
- 4. Harry's father \_\_\_\_\_

Pronunciation

A. Listen and repeat. Which words are stressed?

- a. Mark asked his friends to take him home.
- b. Regina told her students not to go very far.

B. Read the sentences and underline the main stress in the sentences. Then listen and check your answers.

- 1. The teacher asked us to be quiet.
- 2. The doctor told me not to work out for a week.
- 3. He told me to wait for him.
- 4. They asked us not to go into the room.

Speaking

Game

Play a game in groups of three. Student A whispers a command to Student B, who mimes the action and Student C tries to guess what Student B is miming. If Student C is right, he/she whispers a command to Student A. If he/she is wrong, Student A whispers another command to Student B and the game continues.

109

11 Fiesta time!

LESSON ONE

Vocabulary 1

Months and seasons

Listen and repeat. Then match the months to the seasons.



Vocabulary 2

Phrases related to time

Which of the words/phrases refer to the past and which to the future? Write P for Past or F for Future. Then listen and check your answers.

- yesterday
- next month
- two years ago
- in five minutes
- last week
- tomorrow
- later
- tonight
- this weekend

Listening and reading

A. What are the women in the picture talking about? Listen, read and find out.



- 1. What is Liz going to do in the next three months?
- 2. When are Liz and Nick going to get married?
- 3. When are they coming back from their honeymoon?
- 4. Where exactly are they going to stay?

11 Fiesta time!

FUNCTIONS

Making plans  
Talking about arrangements

STRUCTURES

Future be going to  
Present Progressive with future meaning

VOCABULARY

arrange cottage date fishing five-star flower get married honeymoon invitation jealous luxury next reception tomorrow true village wait wedding

The months of the year  
January February March April May June July August September October November December

Seasons  
autumn spring summer winter

Phrases  
after all how long right in the middle Wait a minute.

Vocabulary 1

Months and seasons

Aims: to introduce the months and the seasons

- Play the recording and have Ss repeat each word as they hear it.
- Ask Ss to match the months to the seasons.
- Have Ss do the activity.
- Check answers.

Point out the prepositions in the box and read the examples. Give a few examples to make sure Ss have understood where to use the prepositions.

KEY

Northern hemisphere 1 b 2 c 3 d 4 a Southern hemisphere 1 d 2 a 3 b 4 c

BACKGROUND NOTE

Explain that according to which hemisphere we live in Northern or Southern the seasons come at different times of the year. So in the Northern hemisphere the winter is in December, January and February while in the Southern hemisphere it is summer during these months.

OPTIONAL

Ask a few Ss to tell you when they were born. Say: I was born in May, etc. etc. / When were you born?

Vocabulary 2

Phrases related to time

Aims: to introduce and practise phrases related to time

- Explain the activity to Ss.
- Have Ss do the activity.
- Play the recording and have Ss check their answers.

KEY

yesterday P tomorrow F  
next month F later F  
two years ago P tonight F  
in five minutes F this weekend F  
last week P

Warm-up

Aims: to expand on the topic of the previous activity and prepare Ss for the dialogue

- Say I'm going to travel to France in June. Point to a student and ask: Where are you going to go in the summer? What are you going to do next month? (on 25 September, etc.)
- Elicit answers.

Listening and reading

CD 2 50

A. Aims: to present vocabulary, structures and functions in the context of a dialogue between two women talking about wedding arrangements

- to read for gist
- Play the recording, and tell Ss to follow in their books, and answer the question given.
- Check Ss' answers.

KEY

They're talking about Liz's wedding arrangements.

B. Aims: to check comprehension of specific information in the dialogue

- Ask Ss to read the dialogue again.
- Tell Ss to read the questions 1-4.
- Have Ss do the activity.
- Check answers.

KEY

1. She's going to arrange her wedding.  
2. On 21 July.  
3. On 7 August.  
4. In a cottage, in a little fishing village in Portugal.

Language Plus

Point out that we write on 9 December or on 9<sup>th</sup> December, but we say: on the ninth of December.

TB 78

78

step-by-step guide to each stage of the lesson

ideas for optional activities



# To The Top

To the Top is a course designed for young teenagers, taking learners from Beginner to Intermediate level. It follows the modular approach enabling students to manage real-life topics in depth. Its multi-dimensional syllabus combines lexis, grammar structures, language functions, skills work and pronunciation.



*To The Top 1, Student's Book*

## COURSE FEATURES

- Eight modules
- Five lessons and a revision section after each module
- Lively dialogues highlighting the adventures of a group of young students
- Motivating and contemporary topics providing students with multicultural and cross-curricular information
- Clear grammar presentations and practice
- A step-by-step guide to writing, beginning from sentence level to different types of writing, providing students with plenty of practice
- Culture pages introducing students to the English-speaking world
- Lively, topic-based songs

## COMPONENTS



Student's Book



Workbook with Student's audio CD/CD-ROM



Teacher's Book




# American To The Top

**American To the Top** is a course created for teenagers and young adults, taking learners from Beginner to Intermediate level. The course follows the modular approach which enables students to deal with topics in depth. Its multi-dimensional syllabus combines both lexis and grammar structures, language functions, skills work and pronunciation.



## American To The Top Split edition

A split edition of the above books is also available.



 Workbook  
Teacher's  
Edition



\* Teacher's  
Resource  
CD/CD-ROM

\* **Teacher's Resource  
CD/CD-ROM:**

- Tests
- Portfolio with projects
- Top Grammar tests
- Key to Top Grammar activities



Class CDs



Grammar p. 88




Interactive  
Whiteboard  
Material



Readers p. 114

AMERICAN



Secondary & Adult

**BRITISH**


**4 LEVELS** | BEGINNER TO PRE - INTERMEDIATE | A1 Ü A2  

# Get To the Top Revised edition

**New!**

**Get To the Top Revised edition** is an updated version of the outstanding series **Get To the Top**. It follows the requirements of the Common European Framework of Reference.

*Never stop reaching 'To the Top'*



## COURSE FEATURES

- Six modules
- Five lessons and a revision section in each module
- Lively dialogues
- Motivating and contemporary topics with multicultural and cross-curricular information
- Systematic development of all four skills
- A step-by-step guide to writing
- A variety of communicative tasks
- Clear grammar presentations and practice
- Culture pages
- Songs
- Projects
- Development of 21st century competencies

## What's New!

- Workbook projects which give students the opportunity to integrate technology into their work and acquire 21st century competencies
- Games on the Student's CD-ROM & IWB which help students revise and consolidate the language and structures presented in each module
- Videos and video worksheets on the Student's CD-ROM & IWB for further practice
- A digital vocabulary list on the Student's CD-ROM & IWB containing example sentences in both written and audio form

# SAMPLE PAGES

vocabulary activity engaging students and encouraging them to think critically

various types of texts: an interview

focus on reading for gist

grammar box focusing on key grammatical structures

**3d Daily routines**

**1 Vocabulary**

Put the pictures in order. Write 1-5. Then, listen and check your answers.

1. She has dinner at half past seven.

2. She gets up at a quarter past seven.

3. She has lunch at ten past twelve.

4. He goes to bed at ten o'clock.

5. He gets home at a quarter to five.

6. He has breakfast at twenty to eight.

# Country vs City

**3 Grammar**

**Adverbs of frequency**

always	0%	100%
usually		
often		
sometimes		
never		

**Adverbs of frequency go**

- before the main verb: Jack **never** walks to school.
- I **don't usually** stay up late.
- Do you **often** go to the cinema?
- after the verb be: Helen **is often** late for school.

Write the sentences using the adverb of frequency in brackets.

- I help Jack with his homework. (sometimes)
- Susan doesn't get up at 7.30. (often)
- My baby sister goes to bed late. (never)
- What time do you have lunch? (usually)
- I'm tired in the mornings. (always)

vocabulary activity

## COMPONENTS

- Student's Book
- Workbook including extra Grammar Practice and Projects
- Student's CD-ROM
- Teacher's Book
- Class CDs
- Interactive Whiteboard Material
- Teacher's Resource CD/CD-ROM
- Readers p. 120
- Online teacher's resources
- ELT platform

Get To The Top 1, Revised Edition, Student's Book

pairwork activity

**TOP SKILLS**

### Connecting people 3

A. Complete the sentences with the correct form of the words in capitals.

- \_\_\_\_\_ I think we should wait until the weather gets better. **PERSON**
- During an exam it is important to use your time \_\_\_\_\_. **WISE**
- His mother thought he was becoming \_\_\_\_\_ to text messaging. **ADDICT**
- Take this map on your trip. You're sure to find it \_\_\_\_\_. **USE**
- Too many sweets can be \_\_\_\_\_ to children's teeth. **HARM**
- \_\_\_\_\_ I would like to thank my sisters for all their help. **LAST**

C. Choose a or b.

**1**

Good afternoon, everyone. \_\_\_\_\_ let me introduce myself.

a. To begin with  
b. In conclusion

**2**

On the one hand, I love shopping. \_\_\_\_\_ I never have enough money.

a. Secondly  
b. On the other hand

graded activities

Get To The Top 4, Revised Edition, Workbook

**3 PROJECT**

### Me & my country

**DOs and DON'Ts in the UK**

In the UK it's polite to shake hands.

It's not common for people in the UK to kiss each other on both cheeks.

- Make a poster showing gestures that are appropriate or not in your country.
- Think of gestures and draw or stick pictures of them.
- Describe each one and add extra information like what they mean or why they aren't appropriate.

projects at the end of the modules helping Ss revise and consolidate the language and structures presented in the module through a real-life task

**BRITISH**



**4 LEVELS** | BEGINNER TO PRE-INTERMEDIATE | A1 Ü A2  

## COMPONENTS



Student's Book



Workbook including Grammar practice & Student's audio CD/CD-ROM



Teacher's Book



Class CDs



Interactive Whiteboard Material



Teacher's Resource CD/CD-ROM




Readers p. 120

**\* Teacher's Resource CD/CD-ROM:**

- Tests
- Grammar tests
- Portfolio

# Get To the Top

**Get to the Top** is an excellent English course taking students from Beginner to Pre-Intermediate level. It follows the requirements of the Common European Framework of Reference.



## COURSE FEATURES

- Six modules
- Five lessons and a revision section in each module
- Lively dialogues
- Motivating and contemporary topics with multicultural and cross-curricular information
- Systematic development of all four skills
- A step-by-step guide to writing
- A variety of communicative tasks
- Clear grammar presentations and practice
- Culture pages
- Songs

## SAMPLE PAGES

*Get To The Top 1, Student's Book*

vocabulary presented through visual prompts

grammar box focusing on key grammatical structures

speaking activity

various types of texts presenting new vocabulary items and grammatical structures










# Say Yes!

**Say Yes!** is a three-level secondary English course designed for children and young teenagers. It takes learners from Beginner to Pre-Intermediate level enabling them to practise English in real-life situations. The course is based on a well-organised, multi-dimensional syllabus combining and integrating all four skills.

*Just 'Say Yes' to an exciting learning experience!*



## COMPONENTS

-  Student's Book
-  Workbook with Student's CD-ROM
-  Teacher's Book
-  Workbook Teacher's Edition
-  Class CDs
-  Test Booklet
-  Readers p. 120

> **CDs available in British and American English**

**BRITISH**




# Secondary & Adult

## COURSE FEATURES

- Well-organised, multi-dimensional syllabus combining grammar, vocabulary, functions, topics and communication skills
- Well-balanced, clear and concise units focusing on language presentation and practice, as well as skills development
- Stimulating topics taking into consideration the learners' age and interests
- Language presented through appealing and motivating texts of various types
- Stories with likeable modern characters in realistic settings and factual texts, which provide learners with information on the real world
- Vocabulary, grammar and pronunciation presented and practised in special sections
- Development of reading, writing, listening and speaking skills in an integrated way through communicative activities that approximate real-life tasks
- Five revision units for consolidation plus projects, songs and self-evaluation charts

**BRITISH**



\* Pioneer B2 and C1/C1+ are also available in a split edition.

**7 LEVELS** | BEGINNER TO ADVANCED | A1 Ü C1/C1+  

*Explore! Discover! Succeed! Be a Pioneer!*

# Pioneer

**Pioneer** is a specialised course for young adults which takes learners from Beginner to Advanced level. The course follows the requirements of the Common European Framework of Reference focusing on the systematic development of indispensable competencies. The course is organised into twelve topic-based modules, which allows learners to deal with a plethora of topics in depth. In this way, learners are enabled to communicate effectively and successfully in English in a wide range of social situations and environments.

## COURSE FEATURES

- Motivating and contemporary topics with multicultural and cross-curricular information
- Lively dialogues presenting functional language in real-life situations
- Reading material from authentic sources
- An integrated approach to the development of the four skills
- Special emphasis on vocabulary building
- Grammar presented and practised in context
- Systematic development of reading and listening skills and subskills
- A variety of communicative tasks
- A step-by-step approach to writing
- Activities encouraging critical thinking and personal response
- Task-based activities preparing learners for the real world
- Practical tips helping students to become autonomous learners
- A round-up section in each module providing regular revision and consolidation
- A grammar reference section
- A digital vocabulary list
- Videos p. 113

**AMERICAN**

**8 LEVELS** | BEGINNER TO ADVANCED |

Leading to A1



A1.1



A1.2



A2



B1




# Pioneer Split edition

A split edition of Pioneer American edition is also available.



useful tips enabling students to develop skills and strategies



*Pioneer Intermediate B1, Student's Book*

## COMPONENTS

-  Student's Book
-  Workbook (also available with key booklet)
-  Teacher's Book
-  Workbook key Booklet
-  Class CDs
-  Interactive Whiteboard Material
-  Grammar p. 92
-  Readers p. 120
-  \* Pioneer Online Pack
-  \*\* Teacher's Resource CD/CD-ROM
-  Online student's resources
-  Online teacher's resources
-  ELT platform

- \* **Pioneer Online Pack:**
  - e-Workbook (online version of the Workbook with interactive activities, a digital vocabulary list, extra interactive activities, videos & video activities)
  - Workbook print edition
- \*\* **Teacher's Resource CD/CD-ROM:**
  - Tests
  - Extra material
  - Video worksheets and key
  - Key to Grammar Book activities (British edition)

SAMPLE PAGES

warm-up activity introducing the topic and encouraging personal response

vocabulary presented through visual prompts

competence-based tasks promoting critical thinking skills, research skills, problem-solving skills and collaboration skills

### 1 Vocabulary & Speaking

Discuss.

- Do you enjoy cooking?
- What's your favorite dish?

Listen and repeat. Which of the actions on the right do you need to do when making an omelet?

### 2 Reading

Look at the pictures and read the title. What do you think the text is about? Listen, read and find out.

## Truly TRADITIONAL

**Celebrity Chef, Celina Howard, travels the world and learns how to make traditional dishes from the locals.**

**Reema's Kabsa - Jeddah, Saudi Arabia**  
Kabsa is a rice dish with meat, vegetables and a variety of spices. It is a traditional dish in Saudi Arabia and in many other countries in the Middle East. You can make kabsa with red or white meat, but Reema used the most popular, chicken. A traditional way of cooking the meat is by putting it in a pot, in a hole in the ground and covering it while the meat cooks. Another way is by cooking the meat on hot stones. Reema made it in a cooking pot. She also added some tasty spices, raisins and almonds. The meat and rice were delicious!

**Maria's Ceviche - Lima, Peru**  
While I was in Lima, Maria told me about ceviche. Ceviche is a seafood dish from the coastal areas of Central and South America. To make it, Maria cut the raw fish into small pieces and covered them with lime juice. She told me that the juice "cooks" the fish, without using heat. You need to leave it in the refrigerator for a few hours, though. She also added salt and chili peppers for flavor.

The recipe is about 2,000 years old. The natives used a juice from corn to make the dish. When the Spaniards arrived in the 16th century, they added lemon and lime juice to the ancient dish of raw fish.

### Task

Look at the picture of the baked potato and choose the correct ingredients.

**1 INGREDIENTS**

- potatoes
- tuna
- corn
- butter
- salt
- ketchup

**2 INGREDIENTS**

- potatoes
- tuna
- corn
- butter
- salt
- mayonnaise

**3 INGREDIENTS**

- potatoes
- mushrooms
- cheese
- butter
- salt
- meat

Read and put the recipe for baked potatoes in order. Then listen and check your answers.

### PREPARATION

- Mix the tuna, mayonnaise and corn.
- Take some large potatoes and wash them well.
- Add the topping to the potatoes.
- Bake the potatoes for 1.5-2 hours.
- Take the potatoes out of the oven and cut them open.

**TIPS**

- Put butter or oil on the potatoes and put them in aluminum foil.
- Add some salt.
- Make holes in them with a fork.
- Use a fork to see when the potatoes are ready.
- Keep the potatoes warm in the oven while you make the toppings.

In pairs, create a recipe of your own.

**Think about:**

- The ingredients
- The steps
- Any helpful tips

Report the recipe to the class. Use the phrases in the box to help you. Then decide which recipe sounds the tastiest.

**The name of our dish is... Our dish is called... You need... First, you mix/cut/etc. the... Then... Finally... And here's a helpful tip... It's easy and delicious!**

guessing the meaning of unknown words in context

performance evidence

Pioneer Elementary American edition, Student's Book

various types of speaking activities

### 1 Vocabulary

Complete the days, ordinals and months with the missing words. Then listen and check your answers.

\_\_\_\_\_ tenth July November thirty first twenty fifth April fourth September Wednesday

**2 Speaking Game**

Think about the academic year in your country and discuss:

- when the academic year starts and ends.
- what kind of breaks there are (spring, summer, fall, winter, etc.) and when.
- how many semesters/terms there are.

64 In (name of country), the academic year starts... 65

**3 Listening**

Listen to a conversation between a young man and a receptionist at Springfield Language Institute.

1 Lucas is new / an old student. 2 Lucas gives his e-mail / mailing address. 3 Lucas is Peruvian / Argentinian. 4 The date today is June 19th / July 19th.

**4 Writing** Complete a form

1. Read the notes and add capitals to the sentences 1-7.

**Capital letters**

- Use capital letters:
  - at the beginning of a sentence
  - with first and last names
  - with Mr, Mrs, Miss, Ms, and Dr
  - with street names/roads/avenues, etc.
  - with cities/countries/nationalities
  - with months and days of the week
  - with the personal pronoun I

1. jerry jones is married to a woman from brazil  
2. bartholomew is going abroad  
3. jim spackish don't live in canada  
4. ms. anderson speaks two languages, french and chinese  
5. jack's a college student in barcelona  
6. what's the date today? is it may second or third?  
7. our english teacher lives on park avenue.

**5 Application Form**

Complete the form below.

**APPLICATION FORM**

SPRINGFIELD LANGUAGE INSTITUTE

First name: \_\_\_\_\_ Middle name: \_\_\_\_\_  
Last name: \_\_\_\_\_  
Gender: Male  Female   
Date of birth: \_\_\_\_\_ (DD / MM / YYYY)  
Nationality: \_\_\_\_\_ Country of birth of different: \_\_\_\_\_  
Occupation: \_\_\_\_\_  
Preferred mailing address: \_\_\_\_\_  
Country & postal code: \_\_\_\_\_  
City/State: \_\_\_\_\_  
Country: \_\_\_\_\_  
e-mail address: \_\_\_\_\_  
Home: \_\_\_\_\_ Call: \_\_\_\_\_  
Passport / Identify card number: \_\_\_\_\_

Language Proficiency (check which apply)

listen	read	write	1st language	spoken at home
<input type="checkbox"/>	<input type="checkbox"/>	<input type="checkbox"/>	<input type="checkbox"/>	<input type="checkbox"/>
<input type="checkbox"/>	<input type="checkbox"/>	<input type="checkbox"/>	<input type="checkbox"/>	<input type="checkbox"/>

I, \_\_\_\_\_, certify that the information given on this form is, to the best of my knowledge, correct and complete.  
Signature: \_\_\_\_\_ Date: \_\_\_\_\_

**5 Writing**

Look at the form above with your information and present yourself to your partner or to the class. It's up to you which information to give and which to leave out.

**2 Speaking Game**

When's your birthday? My birthday is... How do you spell your name?

**Classmate Search!**

1. \_\_\_\_\_'s birthday is in September.  
2. \_\_\_\_\_'s birthday is in the same month as my birthday.  
3. \_\_\_\_\_'s birthday is on the same date as my birthday.  
4. \_\_\_\_\_ is over twenty years old.  
5. \_\_\_\_\_ is the same age as I am.  
6. \_\_\_\_\_ is from another town/city.  
7. \_\_\_\_\_ is from abroad.  
8. \_\_\_\_\_'s first name starts with the letter 'P'.  
9. \_\_\_\_\_'s first name starts with the letter 'S'.  
10. \_\_\_\_\_'s last name ends with the letter 'A'.  
11. \_\_\_\_\_'s last name has six letters.  
12. \_\_\_\_\_'s last name has over six letters.

**TOTAL SCORE**

a variety of listening activities

useful tips enabling students to develop skills and strategies

useful guidance enabling students to develop their writing skills

writing activities which help students become independent writers



### Vocabulary & Listening

ii. Listen to the words in the box. Then look at the family tree and complete the sentences using some of the words in the box.

husband - wife  
parents: father - mother  
brother - sister  
children/kids: son - daughter  
grandparents: grandfather - grandmother  
grandchildren: granddaughter - grandson  
uncle - aunt  
nephew - niece  
cousin

- Diana is Liam's \_\_\_\_\_
- Liam is Brian and Helen's \_\_\_\_\_
- Nora is Mike's \_\_\_\_\_
- Liam is Fay's \_\_\_\_\_
- Brian is Paul's \_\_\_\_\_
- James is Peter's \_\_\_\_\_
- Fay is Tim and Diana's \_\_\_\_\_

iii. Listen and find the person who's talking.

### 2. Reading

ii. Look at the pictures. What can you tell about these people? Listen, read and check your answers.

**where I come from**

I'm Bianca. I'm single and I'm from Brazil. I live in Paris and I work in a museum there. My parents are back home but my brother also lives in Paris. He's married. His wife's American. They have a ten-year-old son. He speaks Portuguese, French and a little bit of English. Imagine that!

I'm Alfredo and I live and go to school in London. My mother is Irish and my father's from Italy. My mother is an only child but my father has six brothers and sisters. They are all married with children. So, I have lots of cousins in Rome. One of my cousins lives with us because he goes to college here in London.

iii. Read again and write T for True or F for False.

- Bianca lives and works in France.
- Bianca's nephew speaks three languages.
- Antonio and Pedro are Spanish.
- Pedro goes to college.
- Alfredo's parents are from different countries.
- Alfredo's mother has family in Italy.
- Alfredo lives with one of his cousins in Rome.

### 1. Vocabulary & Listening

A. Aims: ) to present and practice vocabulary related to family

- Draw Ss' attention to the words in the box which describe family relationships.
- Play the CD and have Ss listen and follow in their books.
- Alternatively, you can pause after each word so that Ss can repeat what they hear.
- Explain any unknown words.
- Draw Ss' attention to the family tree showing 3 generations. Make sure that Ss understand what a family tree is (a diagram showing the relationships between the different members of a family).
- Help Ss understand the relationships between the different members of the family, i.e. who is married to who, their children and the resulting relationships.
- Ask Ss to read through the incomplete sentences 1-7 and work out the relationships examined in the activity.
- Have Ss do the activity.
- Check the answers with the class.

1. aunt, 2. grandson, 3. wife, 4. cousin, 5. grandfather, 6. nephew, 7. daughter

**Optional activity**

- Tell Ss to make some more sentences using the family tree.

B. Aims: ) to give Ss practice in transferring from verbal to visual

) to give Ss practice in listening for specific information

- Ask Ss to look at the family tree carefully.
- Play the CD twice.
- Check the answers with the class.

### 2. Reading

A. Aims: ) to help Ss make predictions about the content of the reading activity based on visual prompts

) to present vocabulary, structures and functions in the context of four short texts

- Draw Ss' attention to the pictures and ask them the question in the rubric.
- Tell Ss to think about these people's nationality, age, job, marital status, etc.
- Elicit answers but do not correct Ss at this stage.
- Play the CD and have Ss follow in their books. Tell them to check their predictions and underline any unknown words at the same time.
- Ask Ss some comprehension questions:
  - Where is Bianca from? From Brazil.
  - Is she married? No, she isn't.
  - Where do her parents live? In Brazil.
  - Where does her brother live? In Paris.
  - Is he married? Yes, he is.
  - Where is his wife from? From the U.S.A.
  - Do they have a son? Yes, they do.
  - How old is he? 10.
  - How old is Antonio? 18.
  - What does he do? He's a college student.
  - Where does he live? In Mexico City.
  - How many languages does he speak? Two.
  - What languages does he speak? English and Spanish.
  - Does he live alone? No, he doesn't.
  - Who does he live with? With his brother.
  - What is his brother's name? Pedro.
  - How many languages does Pedro speak? Three.
  - Where does Alfredo live? In London.
  - Does his mother have any brothers and sisters? No, she doesn't.
  - How many brothers and sisters does his father have? Six.
  - Where are Alfredo's cousins? In Rome.
  - Why does one of his cousins live with them? Because he goes to college in London.

B. Aim: ) to give Ss practice in looking for specific information

- Ask Ss to read through the sentences 1-8 and check their comprehension.
- Have Ss do the activity.
- Check the answers with the class.



1. T, 2. T, 3. T, 4. F, 5. T, 6. F, 7. F

Pioneer Elementary American edition, Teacher's Book



Screenshot from Pioneer Elementary, e-workbook

**BRITISH**



**7 LEVELS** | BEGINNER TO ADVANCED | A1 Ü C1  



# Traveller

**Traveller** is an exciting course for teenage and young adult learners organised into eight topic-based modules. It follows the requirements of the Common European Framework of Reference and the modular approach.

*Travel the world of English!*





## COURSE FEATURES

- Motivating and contemporary topics with multicultural and cross-curricular information
- Lively dialogues presenting real spoken English
- An integrated approach to the development of the four skills
- Special emphasis on vocabulary building
- Grammar presented and practised in context
- Systematic development of reading and listening skills and subskills
- A variety of communicative tasks
- Step-by-step approach to writing
- Activities encouraging critical thinking and personal response
- Practical tips helping students to become autonomous learners
- A round-up section in each module allowing for regular revision and consolidation
- A grammar reference section
- Culture/Cross-curricular pages
- Songs

**AMERICAN**


**5 LEVELS** | BEGINNER TO UPPER-INTERMEDIATE |

A1 Ü B1+  



# Traveler Split edition

A split edition is also available for levels Beginner to Intermediate.



## SAMPLE PAGES

warm-up activity introducing the topic

grammar presented and practised in context

### 5b When in danger...

**1. READING**

**A. Discuss.**

- If you were on a desert island, or on a sinking ship, how would you call for help?
- How well do you think you would react in an emergency situation?

**B. What do you think SOS stands for? Listen, read and check your answers.**

**Sending out an SOS**

Before the development of radio communication, when a ship was in danger there were a number of ways to signal for help. Lighting signal flares to show the location of the ship or firing a signal flag were very common. Using bells and foghorns or perhaps firing a gun repeatedly were also ways of making other ships hear you. These are still used today in many cases.

However, with the development of wireless telegraphy, sailors started using Morse code to send messages. Morse code is a type of code with long and short sounds or flashes of light that stand for letters of the alphabet. The most well-known Morse code is the one used for SOS. The letters SOS in international Morse code are:

..... - - - - -

**C. Read again and answer the questions. Choose a, b or c.**

- What is Morse code?
  - a code which was used on land
  - a useful distress signal
  - a code which sends signals with flares
- Why did SOS become an international distress signal?
  - Because it stands for "Save Our Souls".
  - Because the letters in SOS are simple.
  - Because SOS means HELP.
- What is true about SOS?
  - You can send an SOS with flashes of light.
  - You can read it upside down.
  - Both of the above.
- Why didn't the Californian help the Titanic on time?
  - The Titanic didn't send an SOS.
  - The Californian didn't understand the SOS message to a nearby ship, the Californian, by using a Morse lamp. Unfortunately, the crew of the Californian didn't realise what was happening until it was too late.

**D. Look at the highlighted words/expressions in the text and match them with their meanings a-f.**

- signal
- location
- stand for
- government
- upside down
- crew

**E. Discuss.**

- Have you ever been in an emergency situation and needed help?
- What did you do?
- How long did it take for help to arrive?

**2. VOCABULARY**

**PREPOSITIONAL PHRASES WITH "IN"**

Complete the sentences with the phrases in the box.

in the beginning	in my opinion
in danger	in fact
in a hurry	in common
in addition	in the end

- ....., we should buy a house in the country. What do you think?
- I used to work downtown.....
- I used to work in the building across from the city hall.....
- I fell asleep during the movie. What happened.....?
- You can find lots of information about animals on this website....., you can find different organizations that help save animals in danger.
- Tom left the house..... He didn't want to miss his flight.
- My sister and I have nothing..... but amazingly we get along well.
- Kelly didn't want to go camping..... but now she's quite excited.
- Light a flare only when you are.....

**NOTE**

at the beginning of the century  
at the end of the road

**3. GRAMMAR**

**"ING FORM"**

Read the examples and match them with the uses of the -ing form.

- Sailors started using Morse code to send messages.
- They also sent an SOS message to a nearby ship by using a Morse lamp.
- Passing doesn't help when you're in danger.

Use the -ing form (e.g. doing).

- as a subject
- after certain verbs (e.g. like, love, enjoy, hate, finish, start) and expressions (how about, it's worth)
- after prepositions

Grammar Reference p. 131

**4. PRACTICE**

Complete the dialogues with the -ing form or the bare or full infinitive of the verbs in parentheses.

- A: We're lost! What should we \_\_\_\_\_ (do)?  
B: Don't panic.  
A: But it's getting dark. How about \_\_\_\_\_ (light) a fire? Someone will see it.  
B: \_\_\_\_\_ (make) a fire near a forest is a crazy thing to do.  
A: Wait! I can \_\_\_\_\_ (hear) something!  
B: It's a car! Quick, start \_\_\_\_\_ (run) this way.
- A: Hey, Alicia, would you like \_\_\_\_\_ (come) to a hip hop concert tonight?  
B: No, thanks.  
A: Why not? You love \_\_\_\_\_ (listen) to hip hop.  
B: I know but \_\_\_\_\_ (go) to concerts isn't really something I enjoy \_\_\_\_\_ (do).  
A: OK.  
B: You could \_\_\_\_\_ (ask) Dennis to go with you. He loves hip hop.  
A: That's a good idea.

various types of texts

systematic development of reading strategies

Traveler American Pre-Intermediate A2, Student's Book

### 5d In the news

**1. READING**

**A. Discuss.**

- Do you know of any serious transportation accidents?
- How do you usually react about serious accidents?

**B. Read the headline of the newspaper article below. What do you think it is about? Read the article and check your answers.**

**THE DAILY NEWS**

## Train Derailed by Sheep!

An identity crisis was derailed from Mainville yesterday. The train was moving through a forest at 100 miles per hour when it hit a flock of sheep that was in the middle of the tracks. The train derailed off the tracks and into the side of the hill. The passengers were killed, but the people who were injured, it was reported, were taken to the hospital. The train was completely destroyed. Overall, 2 million dollars were lost.

Amidst the chaos, the train driver was not hurt. He said later, "As soon as I noticed the sheep, I pulled the emergency brake, but it was completely destroyed. Overall, 2 million dollars were lost except one died in the crash. The lucky survivor was rescued by a police officer and is now being treated at the hospital. The local farmer who owned the sheep has no idea how the accident happened. I have lots of sheep and they are kept to a nearby field which is surrounded by a fence. I don't know how they were able to get out. How this accident happened is a mystery."

**4. PRACTICE**

Complete with the Present Participle or the Past Simple Participle of the verbs in parentheses.

- Every year an end-of-year party \_\_\_\_\_ (organize) the students.
- The furniture \_\_\_\_\_ (deliver) to our house late last Saturday, but luckily, he \_\_\_\_\_ (not injure) himself.
- Nonnata's cell phones \_\_\_\_\_ (use) by almost everyone (speak) in China.
- All the people \_\_\_\_\_ (rescue) from the burning building, but the building \_\_\_\_\_ (destroy).
- The \_\_\_\_\_ (destroy).

## COMPONENTS

Student's Book

Workbook with Student's audio CD/ CD-ROM (British edition - extra vocabulary and grammar section)

Teacher's Book

Workbook Teacher's Edition

Class CDs

Interactive Whiteboard Material

\* Teacher's Resource CD/CD-ROM

Grammar p. 93

Videos p. 113 (Network)

Readers p. 120

ELT platform

\* Teacher's Resource CD/CD-ROM:

- Tests
- Portfolio with projects
- Extra practice (Grammar & Vocabulary, Reading and Speaking)

**BRITISH**

6 LEVELS | BEGINNER TO B2 | A1 Ü B2   

# New Destinations

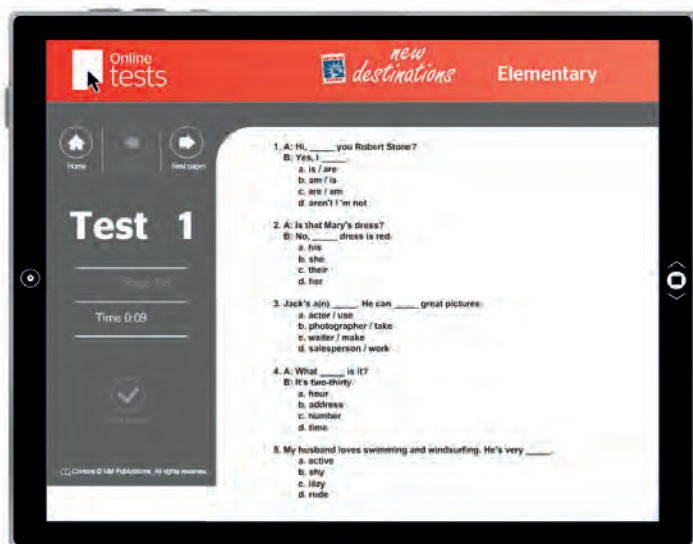
**New Destinations** is a secondary course for teenage and young adult learners, taking them from Beginner to B2 level. It follows the requirements of the Common European Framework of Reference.

*Broaden your horizons with  
New Destinations!*



**AMERICAN**





Online tests from *New Destinations Elementary*

## COURSE FEATURES

- Motivating and contemporary topics with multicultural and cross-curricular information
- Lively dialogues presenting real spoken English
- An integrated approach to the development of the four skills
- Special emphasis on vocabulary building
- Grammar presented and practised in context
- Systematic development of reading and listening skills and subskills
- A variety of communicative tasks
- Step-by-step approach to writing
- Activities encouraging critical thinking and personal response
- Practical tips helping students to become autonomous learners
- A round-up section in each module allowing for regular revision and consolidation
- A grammar reference section
- Culture/Cross-curricular pages
- Songs
- Extra grammar practice
- Competence-based task
- A digital vocabulary list

## COMPONENTS



Student's Book



Workbook



Teacher's Book



Workbook Teacher's Edition



Class CDs



Interactive Whiteboard Material



\* Teacher's Resource CD/CD-ROM



Videos p. 113



Readers p. 120




Online student's resources



ELT platform

### \* Teacher's Resource CD/CD-ROM:

- Tests
- Portfolio with projects
- Extra practice (Grammar & Vocabulary, Reading and Speaking)



SAMPLE PAGES

vocabulary presented through visual prompts

grammar presented and practised in context

pronunciation practice

## 2d My favorite clothes

### 1 Vocabulary

A. Listen and repeat.

**NOTE**  
The words **pants** and **jeans** are plural nouns.

B. Match the opposites. Then listen and check your answers.

big	expensive
new	small
nice	terrible
cheap	old

### 2 Read

A. Listen and read. Where would you find a text like this? What is it about?

Home Videos Articles Shop Authors Contact

## What's in your closet?

This week the pop singer: **Alesha Knowles**

This is my new leather jacket. Leather jackets are great, but they're expensive. I have three others in my closet.

I have a lot of shirts but they are all old. My favorite shirt is green.

There are my new sneakers. I think they're very stylish.

This is my favorite dress. It isn't very stylish, but I like it.

B. Read again and write T for True or F for False.

- Alesha's favorite dress is stylish.
- Alesha has new sneakers.
- Alesha has only one leather jacket.
- Alesha's green shirt is new.

### 3 Grammar

**ADJECTIVES**

The words in bold are adjectives. What do you notice about their form and position?

That T-shirt is **nice**. That's a **nice** T-shirt.  
Those shoes are **stylish**. Those are **stylish** shoes.

Go to Grammar Reference

### 4 Practice

Complete the second sentence so that it means the same as the first sentence.

- a. Tom's suit is new.  
b. Tom has a \_\_\_\_\_.
- a. You have stylish sneakers.  
b. Your \_\_\_\_\_.
- a. These jeans are cheap.  
b. They are \_\_\_\_\_.
- a. That's a terrible shirt.  
b. That \_\_\_\_\_.
- a. My boots are old.  
b. I have \_\_\_\_\_.

### 5 Pronunciation

A. Listen and repeat. What's the difference between a, b and c?

a. shoes    b. skirt    c. cheap

B. Listen and check the sound you hear.

	shoes /fj/	skirt /s/	cheap /fj/
shirt			
teacher			
electrician			
French			
officer			
passport			
children			
suit			
tissues			

### 6 Listen

Listen to three dialogues and choose a or b.

- Mary has \_\_\_\_\_ sneakers.  
a. blue    b. purple
- The dress in the store is \_\_\_\_\_.  
a. expensive    b. cheap
- Luke's tie is \_\_\_\_\_.  
a. new    b. old

### 7 Speak

Go to Pair work activities.

New Destinations American Beginners A1.1a, Student's Book

listening activity

tables of functions, structures and vocabulary introduced in each lesson

step-by-step guide to each stage of the lesson

background notes on different topics which aim at providing teachers with useful information about the texts appearing in the Student's Book

key for Student's Book

suggested questions

language plus boxes which give more detailed information about the new linguistic items presented in each lesson

## 5d Fast food

### 1 Vocabulary

A. Listen and repeat.

B. Listen and repeat. Then say how much the food above costs in your country.

**MONEY**  
**£5.85** = five pounds and eighty-five pence  
**€13.50** = thirteen euros and fifty-nine cents  
**\$49.15** = forty-nine dollars and fifteen cents

### 2 Read

A. Look at the pictures. What do you think the people are ordering? Listen, read and check your answers.

Tony Hi, I'd like a slice of turkey and mushroom pizza.  
 Man Sure. That's \$2.75, please.  
 Tony Sorry, but it says \$2.50 on here.  
 Man No, that's just turkey pizza.  
 Tony Oh, you're right.  
 Man Anything to drink?  
 Tony Um... I'd like a soda, please.  
 Man Medium or large?  
 Tony Medium. How much is that?  
 Man \$4.  
 Tony There you go.  
 Man Enjoy!

**FUNCTIONS**  
 Ordering food  
 Taking an order  
 Talking about prices  
 Reading a menu

**Vocabulary**  
 Fast Food  
 burger - French fries - hot dog - kebab - noodles - pizza - tacos

**Money**  
 cent - change - dollar - euro - penny - pound

**Other words and phrases**  
 fried - How much is that? - medium - mustard - soy - There you go

**WARM-UP**  
 Aim: to introduce the topic of the lesson  
 • Draw Ss' attention to the title of the lesson.  
 • Ask Ss to tell you what the lesson will be about.  
 • Elicit answers.  
 • Ask Ss some questions

**1. VOCABULARY >>> 13, 14**  
 A. Aim: to present different types of fast food  
 • Ask Ss to look at the pictures and the words.  
 • Ask Ss: What do the pictures show? and elicit the answer: Different types/kinds of fast food.  
 • Help Ss deduce the meaning of any unknown words from the context of the corresponding picture.  
 • Ask Ss some questions:  
 What is your favorite fast food?  
 What is the most popular fast food in your country?  
 • Ask Ss if they know where the types of fast food shown in the pictures come from.  
 • Elicit answers (pizza = Italy, French fries = Belgium, tacos = Mexico/Spain, noodles = Asia, kebab = Middle East, burger = U.S.A.).

**LANGUAGE PLUS**  
 There are two main types of kebab. **Shish kebab** is a meat of small chunks of meat grilled on a skewer. **Döner kebab** is slices of meat slowly roasted on a rotating spit, and commonly served in a pita bread.

• Play the CD and pause so that Ss can repeat what they hear.

B. Aim: to introduce and give Ss practice in talking about prices in different currencies  
 • Play the CD and pause so that Ss can repeat what they hear.  
 • Explain to Ss how sums of money are read in English.  
 • Ask Ss to tell you where dollars/cents, pounds/pence and euros/cents are used.

**BACKGROUND NOTES**  
 Dollars/cents are used in the U.S.A.  
 Pounds/pence are used in the U.K.  
 Euros/cents are used in countries of the European Union.  
 Australian dollars/cents are used in Australia.  
 Canadian dollars/cents are used in Canada.

• Ask Ss the question in the rubric. Choose a student and ask him/her: How much does a pizza cost? and elicit the answer: e.g. A pizza costs \$11.50.  
 • Choose Ss to tell you how much the food shown in the remaining pictures costs.  
 • For further practice in talking about prices, ask Ss to tell you how much other items cost (e.g. a pencil, a pen, a notebook, a cell phone, a bag, etc.).

**2. READ >>> 15**  
 A. Aim: to give Ss practice in predicting the content of dialogues by using visual information  
 • to give Ss practice in identifying the main idea of the dialogues  
 • to present vocabulary and functions in the context of three dialogues  
 • Draw Ss' attention to the three pictures and ask them the question in the rubric.  
 • Elicit answers but do not correct Ss at this stage.  
 • Play the CD and have Ss read and listen to the first dialogue and check their predictions.  
 • Do the same with the other two dialogues.

**KEY**  
 The man in the first picture is ordering a hot dog and fries.  
 The man in the second picture is ordering a slice of turkey and mushroom pizza and a soda.  
 The woman in the third picture is ordering chicken noodles and some fried rice.

• Ask Ss some questions:  
 Does Fred want mustard on his hot dog? Yes, he does.  
 How much money is the woman giving Fred back? Fifteen cents.  
 Does Tony want something to drink? Yes, he does.  
 How much does a medium soda cost? It costs \$1.25.  
 What is the name of the restaurant Jasmine is calling?  
 What is Jasmine's phone number? It's 555-5572.  
 What is the number of Jasmine's apartment?  
 How much does Jasmine's order cost? It costs \$11.50.

**LANGUAGE PLUS**  
 Use the phrase: There you go when we give someone something they want, have asked for or have bought.

New Destinations American Beginners A1.1b, Teacher's Book

# Channel your English

**Channel your English** is an easy-to-use course which adequately meets the needs of teenage and young adult learners. It takes learners smoothly from Beginner to Upper-Intermediate level enabling them to communicate fluently, accurately and confidently in real-life situations. It uses an integrated approach to all four language skills in a carefully-graded, well-organised and user-friendly syllabus.

*Communicate fluently, accurately and confidently!*

## COURSE FEATURES

- Well-organised units, each of which is clearly divided into three lessons
- Motivating topics related to the interests of teenagers and young adults
- Lively dialogues presenting real spoken English
- Special emphasis on vocabulary building
- Extensive coverage of grammar
- Systematic development of all four skills through integration
- A variety of communicative tasks
- A step-by-step approach to writing
- Revision units
- Practical tips helping learners to develop their skills and cope with examinations






## COMPONENTS

-  Student's Book
-  Workbook with Student's audio CD/CD-ROM
-  Teacher's Book
-  Workbook Teacher's Edition
-  Class CDs
-  Interactive Whiteboard Material
-  \* Teacher's Resource CD/CD-ROM
-  Grammar p. 94
-  Videos p. 113
-  Readers p. 120

### \* Teacher's Resource CD/CD-ROM:

- Tests
- Portfolio with projects

**BRITISH**



Secondary & Adult

AMERICAN



4 LEVELS | BEGINNER TO INTERMEDIATE | A1 Ü B1  

# American Channel

**American Channel** is an awesome and easy-to-use course specifically in American English which easily brings learners from Beginner to Intermediate level, ensuring a high level of fluency. It uses an integrated approach to all four language skills in a carefully-graded, well-organised and user-friendly syllabus.



4 LEVELS | BEGINNER TO INTERMEDIATE | A1 Ü B1  

## American Channel **Split edition**

A split edition of the above books is also available.



### COURSE FEATURES

- Sixteen well-organised units, each of which is clearly divided into three lessons
- Motivating topics related to the interests of teenagers and young adults
- Lively dialogues presenting real spoken English
- Special emphasis on vocabulary building
- Extensive coverage of grammar enabling learners to understand grammatical structures in context
- Systematic development of all four skills through integration
- A variety of communicative tasks
- Four revision units

### COMPONENTS



Student's Book



Workbook with Student's audio CD/CD-ROM



Teacher's Book



# American Channel Direct


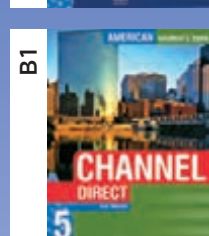

**American Channel Direct** is an easy-to-use course in American English which effortlessly brings learners from Beginner to Upper-Intermediate level, ensuring a high level of fluency. It uses an integrated approach to all four language skills in a carefully-graded, well-organised and user-friendly syllabus.



## COURSE FEATURES

- Well-organised units, each of which is clearly divided into three lessons
- Motivating topics related to the interests of teenagers and young adults
- Lively dialogues presenting real spoken English
- Special emphasis on vocabulary building
- Extensive coverage of grammar enabling learners to understand grammatical structures in context
- Systematic development of all four skills through integration
- A variety of communicative tasks
- Three revision units

## AMERICAN



# Secondary & Adult



Workbook  
Teacher's  
Edition



\* Teacher's  
Resource  
CD/CD-ROM



Readers p. 120



Class CDs



Grammar p. 94  
(*American  
Channel*)



\* **Teacher's Resource  
CD/CD-ROM:**

- Tests
- Portfolio with projects



Interactive  
Whiteboard  
Material (*American  
Channel Direct*)



Videos p. 114

# BLUE SKIES

Reach for  
the skies with  
Blue Skies!

**New**

Students try, try harder and **reach** for their goals!

There is always a **purpose** for learning English,  
students must find their purpose!

**Success** is a feeling that students have when they  
find their purpose and have reached their goals!

**What is your student's purpose?  
Help them reach and they WILL succeed.**



AMERICAN



5 LEVELS | BEGINNER TO UPPER-INTERMEDIATE | A1 Ü B2.1  

# Blue Skies

New!

**Blue Skies** is a series in American English that focuses on developing 21st century competencies. It follows the modular approach and is organised into six modules.




Reach for the skies with Blue Skies!

## COURSE FEATURES

- Six modules
- Five lessons, a closing activities section and a revision section
- Lively dialogues
- Motivating and contemporary topics with multicultural and cross-curricular information
- Clear grammar presentations and practice
- A wide variety of reading and listening tasks
- Pairwork and group work communication activities
- A step-by-step guide to writing
- Culture pages
- Useful learning tips

## COMPONENTS

 Student's Book including Workbook with Student's audio CD/CD-ROM

 Teacher's Book


 Class CDs

# Open Skies

**Open Skies** is a series in American English that takes into consideration learners' specific needs and interests at this level. It follows the modular approach and is organised into six modules.



**AMERICAN**



Secondary & Adult

**Development of generic and disciplinary competencies**



Interactive Whiteboard Material



Online student's resources (*Open Skies*)



\* Teacher's Resource CD/CD-ROM




ELT platform



Readers p. 120

\* **Teacher's Resource CD/CD-ROM:**

• Tests



### COMPONENTS



Student's Book including Workbook with Student's audio CD/CD-ROM



Teacher's Book



Class CDs (Tests are also included)



Interactive Whiteboard Material



Readers p. 120

# New Let's Speed Up

**New Let's Speed Up** is a series in American English that empathises with learners' unique needs and interests. It follows the modular approach and is organised into six modules.

*You're on the move with 'Let's Speed up'!*



### COURSE FEATURES

- Five lessons, a closing activities section (Workbook) and a revision section
- Lively dialogues
- Motivating and contemporary topics with multicultural and cross-curricular information
- Clear grammar presentations and practice
- A wide variety of reading and listening tasks
- Pairwork and groupwork communication activities
- A step-by-step guide to writing
- Culture/Cross-curricular pages
- Songs
- Useful learning tips

# On Track

**On Track** is an exciting course that effectively and efficiently prepares learners for real-life communication. It follows the modular approach and is organised into four modules.








*Stay on course with this series!*

## COURSE FEATURES

- Eight lessons, a closing activities section and a revision section
- Lively dialogues
- Motivating and contemporary topics with multicultural and cross-curricular information
- Clear grammar presentations and practice
- A wide variety of reading and listening tasks
- Pairwork and groupwork communication activities
- A step-by-step guide to writing
- Culture/Cross-curricular pages
- Songs
- Projects

## COMPONENTS

-  Student's Book including Workbook with Student's audio CD/CD-ROM\*
-  \*\* Teacher's Resource Book
-  Class CDs (Tests are also included)
-  Interactive Whiteboard Material
-  Readers p. 120


### \* Student's audio CD/ CD-ROM:

- Recordings of stories, texts and dialogues from the Student's Book for practice at home
- Songs
- Vocabulary
- Web projects

### \*\* Teacher's Resource Book:

- Pacing charts
- Tests
- Web projects

AMERICAN



Secondary & Adult

*Our grammar and vocabulary titles cover all aspects of structural knowledge and vocabulary development, ranging from a gentle introduction to basic language structures to the analysis of advanced forms of language use and vocabulary.*



**Grammar**



CEFR		A1		A2		B1		B2	
LEVELS	leading to A1	A1.1	A1.2	A2.1	A2.2	B1.1	B1.2	B1+	B2
<b>Smart Grammar and Vocabulary</b>	p. 88								
<b>Enter the World of Grammar</b>	p. 89								
<b>Junior English Grammar</b>	p. 90								
<b>Live English Grammar</b>	p. 91								
<b>Portal To English Grammar</b>	p. 91								
<b>Pioneer Grammar</b>	p. 92								
<b>Full Blast PLUS Grammar</b>	p. 92								
<b>Full Blast! Grammar</b>	p. 93								
<b>Traveller Grammar</b>	p. 93								
<b>Top Grammar</b>	p. 94								
<b>Channel Grammar Handbook</b>	p. 94								
<b>Grammar &amp; Vocabulary Practice</b>	p. 95								
<b>Use of English B2</b>	p. 95								

# Smart Grammar and Vocabulary

**Smart Grammar and Vocabulary** is a carefully graded grammar and vocabulary series consisting of six books. Its focus is on dealing with traditional grammar and vocabulary through entertaining tasks.

However, it's more than just a grammar and vocabulary series. It introduces and develops spelling, writing and phonic techniques which promote a broader understanding and development of the English language.

## COMPONENTS

-  Student's Book
-  Teacher's Book
-  Class CD







## KEY FEATURES

- Vocabulary practice
- Grammar boxes
- Colourful and amusing illustrations
- Oral activities/songs encouraging communication
- Revision units consolidating Grammar and Vocabulary
- Spelling and writing techniques
- Lively material for learning phonics

# Smart Grammar and Vocabulary

## Split edition

A split edition is also available for schools that have limitations on instruction hours or the depth of the curriculum.



# Enter the World of Grammar

**Enter the World of Grammar** is a graded grammar series consisting of seven books. It smoothly takes students from Beginner to Upper-Intermediate level, assisting them to acquire grammar through the inductive approach. Enter the World of Grammar features a variety of communicative exercises, fun games and challenging activities.

## KEY FEATURES

- Vocabulary practice
- Grammar boxes
- Colourful and amusing illustrations
- Oral activities/songs encouraging communication
- Revision units consolidating Grammar and Vocabulary
- Spelling and writing techniques
- Lively material for learning phonics

## COMPONENTS










Student's Book



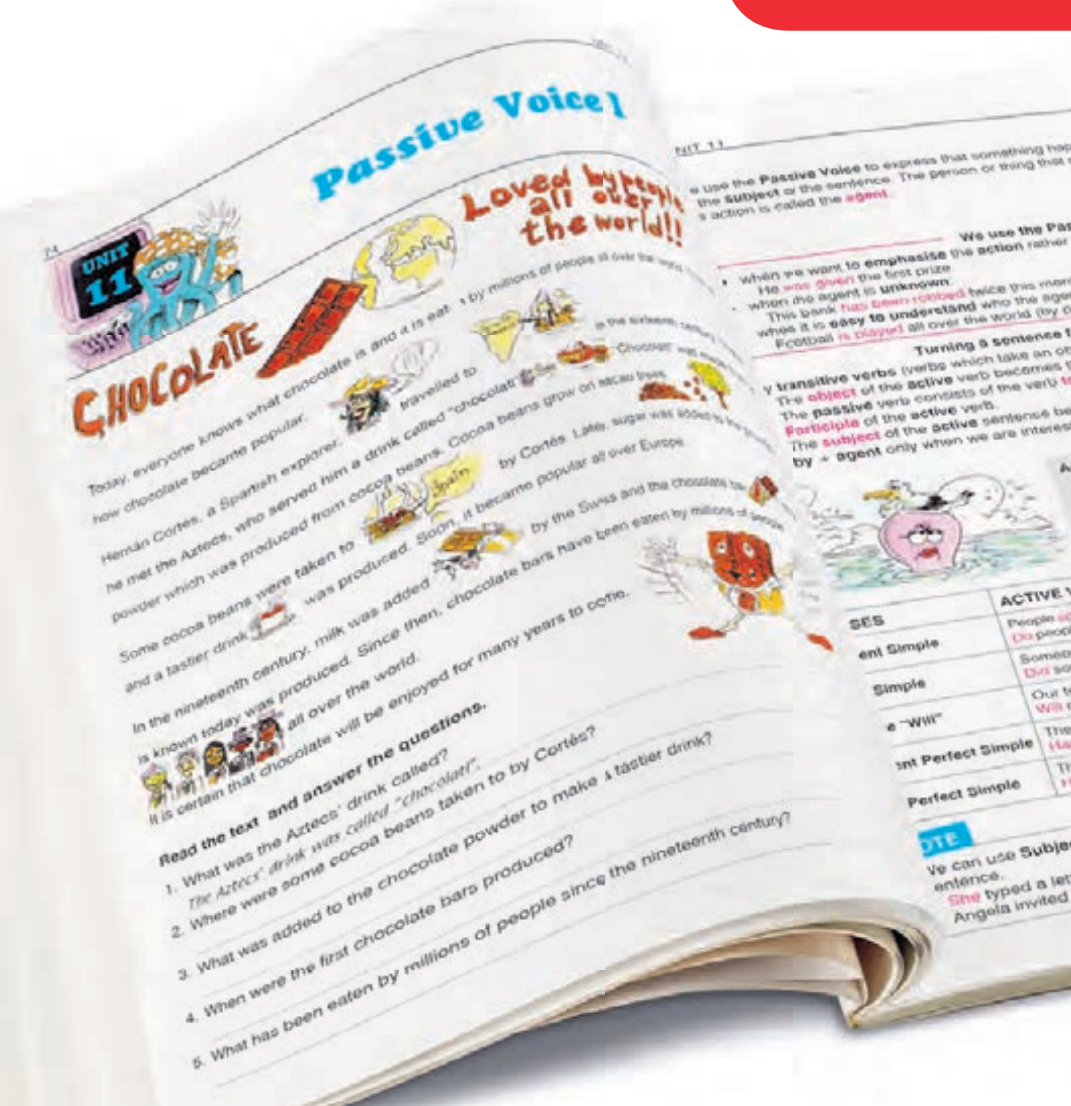
\* Teacher's Book

### \* Teacher's Book:

- Flashcards
- Worksheets
- Tests



Grammar



# Junior English Grammar

**Junior English Grammar** is a fully graded grammar series particularly suitable for very young learners. It is the split edition of Enter the World of Grammar a, b and 1. It introduces young learners to the basic structures of English in a simple, practical and fun-to-learn way.

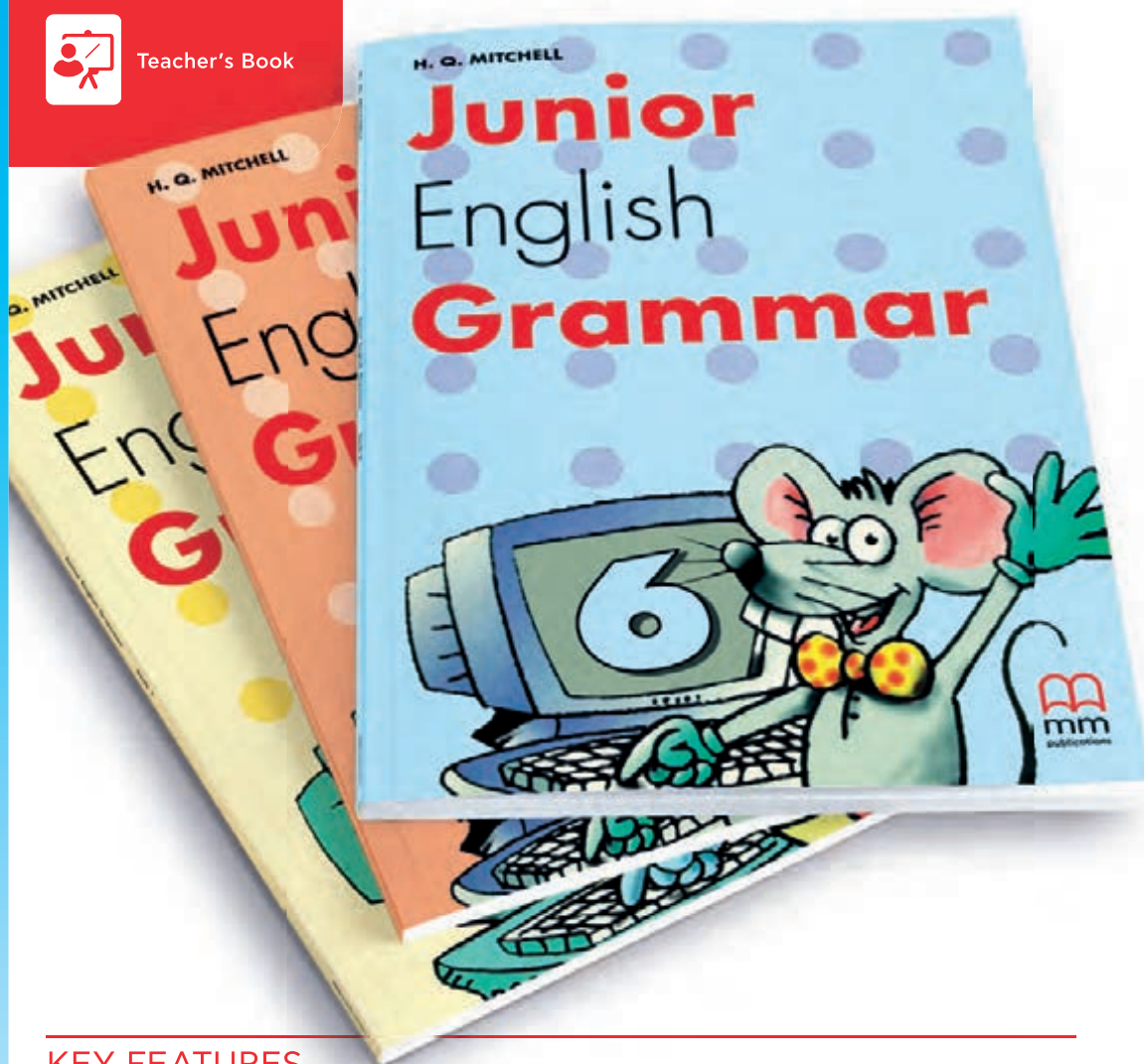
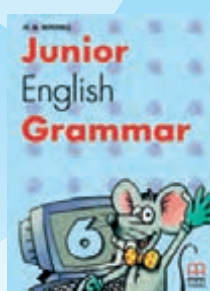
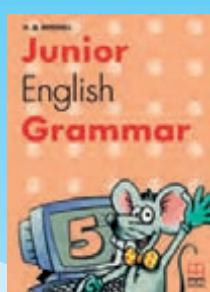
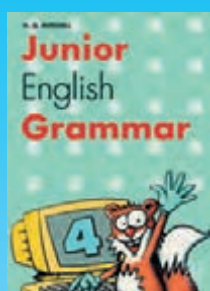
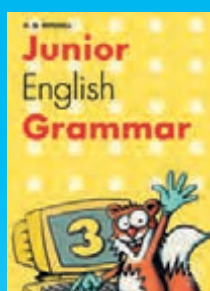
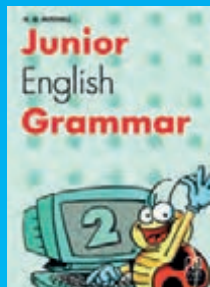
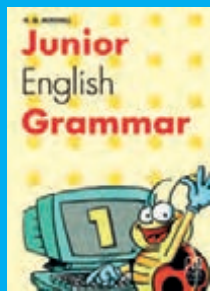
## COMPONENTS



Student's Book



Teacher's Book



## KEY FEATURES

- Interesting characters presenting the grammatical structures through simple yet natural examples
- Short and clear exercises which help learners practise the language
- Carefully graded material providing learners with adequate practice without intimidating them
- Colourful and amusing pictures throughout each book to stimulate learners' interest
- Revision units consolidating Grammar
- Teacher's Book including lesson plans, activities and games, flashcards, worksheets, key and tests

4 LEVELS | BEGINNER TO INTERMEDIATE | A1 Ü B1 / B1+ 

# Live English Grammar

**Live English Grammar** is a graded series of grammar books. This highly exciting series covering four levels, from Beginner to Intermediate, adopts an innovative approach to presenting and practising grammar, enabling learners to acquire it naturally.

## KEY FEATURES

- Presentation of grammatical structures in meaningful contexts and realistic situations
- Clear explanations and illustrative examples
- Colourful photographs and illustrations throughout the book
- Carefully graded and challenging exercises
- Communicative activities which give learners the opportunity to practise the structures in a natural way
- Oral and written practice in every unit
- One revision exercise in each unit consolidating structures previously taught
- Regular revision units

## COMPONENTS



Student's Book







Teacher's Book  
(Live English Grammar)



\* Teacher's Resource  
CD/CD-ROM

### \* Teacher's Resource CD-ROM:

- Tests
- Key to tests



Grammar

4 LEVELS | BEGINNER TO INTERMEDIATE | A1 Ü B1 

# Portal To English Grammar

New!

**Portal To English Grammar** is a four-level grammar series that follows the syllabus of **Portal To English**. It can be used with any other coursebook as well.

## KEY FEATURES





- 22 units that follow the syllabus of the Student's Book
- Structures presented in meaningful contexts
- Clear explanations and illustrative examples
- Colourful photographs and illustrations
- Carefully graded exercises
- Communicative activities
- Oral and written practice in every unit
- Revision units
- Tests available on CD-ROM


## COMPONENTS



Student's Book

- Tests & key to Grammar Book activities included in Portal To English Teacher's Resource CD/CD-ROM





**3 LEVELS** | BEGINNER TO PRE-INTERMEDIATE | A1 Ü A2

# Pioneer Grammar

Pioneer Grammar is an innovative series with functional language and competence-based tasks.

## COMPONENTS





Student's Book

- Key to Grammar Book activities included in Pioneer British Teacher's Resource CD/CD-ROM

## KEY FEATURES

- 30 units that follow the syllabus of the Student's Book
- Structures presented in meaningful contexts
- Clear explanations and illustrative examples
- Carefully graded exercises
- Communicative activities
- Written practice
- Revision sections



**4 LEVELS** | BEGINNER TO INTERMEDIATE | A1 Ü B1

# Full Blast PLUS Grammar

Full Blast PLUS Grammar is a four-level grammar series that follows the syllabus of Full Blast PLUS coursebooks. It can also be used in conjunction with any other coursebook.



## COMPONENTS



Student's Book

- Tests & key to Grammar Book activities included in Full Blast PLUS Teacher's Resource CD/CD-ROM

## KEY FEATURES

- 21 units that follow the syllabus of the Student's Book
- Structures presented in meaningful contexts
- Clear explanations and illustrative examples
- Colourful photographs and illustrations
- Carefully graded exercises
- Communicative activities
- Oral and written practice in every unit
- Revision units
- Tests available on CD-ROM



4 LEVELS | BEGINNER TO INTERMEDIATE | A1 Ü B1 

# Full Blast! Grammar

**Full Blast! Grammar** is a four-level grammar series that follows the syllabus of **Full Blast!** coursebooks. It can be used with any other coursebook as well.

## KEY FEATURES

- 21 units that follow the syllabus of the Student's Book
- Structures presented in meaningful contexts
- Clear explanations and illustrative examples
- Colourful photographs and illustrations
- Carefully graded exercises
- Communicative activities
- Oral and written practice in every unit
- Revision units
- Tests available on CD-ROM



Grammar

## COMPONENTS



Student's Book


- Tests & key to Grammar Book activities included in Teacher's Resource CD/CD-ROM (**Full Blast! Grammar**)

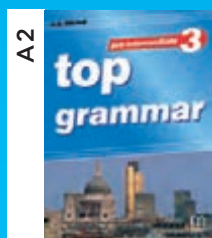
3 LEVELS | BEGINNER TO PRE-INTERMEDIATE |

A1 Ü A2 

# Traveller Grammar

**Traveller Grammar** is a three-level grammar series that follows the syllabus of **Traveller** coursebooks. It contains a detailed presentation of the grammatical structures with rules, tables and examples and a variety of exercises for practice and consolidation. It can be used with any other coursebook as well.





4 LEVELS | BEGINNER TO INTERMEDIATE | A1 Ü B1

# Top Grammar

**Top Grammar** is a four-level grammar series that follows the syllabus of **To The Top / American To the Top** coursebooks. It can also be used with any other coursebook.



## COMPONENTS




Student's Book

- Tests & key to Grammar Book activities included in Teacher's Resource CD/CD-ROM

## KEY FEATURES

- 21 units that follow the syllabus of the Student's Book
- Structures presented in meaningful contexts
- Clear explanations and illustrative examples
- Colourful photographs and illustrations
- Carefully graded exercises
- Communicative activities
- Oral and written practice in every unit
- Revision units
- Tests available on CD-ROM



3 LEVELS | BEGINNER TO PRE-INTERMEDIATE | A1 Ü A2

# Channel Grammar Handbook

**Channel Grammar Handbook** follows the syllabus of **Channel your English** and **American Channel** courses. It contains a detailed presentation of the grammatical structures found in each unit with rules, tables and examples followed by a variety of exercises for practice and consolidation.





**2 LEVELS** | INTERMEDIATE TO  
UPPER-INTERMEDIATE / B2 | **B1 Ü B2** 

# Grammar and Vocabulary Practice

Grammar and Vocabulary Practice prepares students for all exams.

## KEY FEATURES

- Clear grammar explanations
- Sections for grammar and vocabulary practice
- Revision units
- Practice Tests

## COMPONENTS



Student's Book




Teacher's Book



\* Teacher's Resource CD/CD-ROM

### \* Teacher's Resource CD-ROM:

- Tests
- Key to Grammar & Vocabulary Practice activities



Grammar

**1 LEVEL** | UPPER-INTERMEDIATE | **B2** 

# Use of English B2

Use of English B2 provides students who are preparing for the Cambridge English: First (FCE), Michigan ECCE and other exams with step-by-step guidance and practice. It systematically teaches grammar and vocabulary and helps students develop all the skills necessary to succeed in the examinations.

## KEY FEATURES

- Presentation of lexical items and grammatical structures in context (including collocations, expressions, phrasal verbs, words with prepositions, prepositional phrases, key word transformations, words easily confused and derivatives)
- Clear explanations and useful exam tips
- Exercises providing thorough practice in Use of English (including multiple choice, matching, gap filling, open and multiple choice cloze tests, key word transformation, and word formation)
- Consolidation Units
- A reference section including an overview of English grammar, vocabulary notes, exam tips and comprehensive appendices

## COMPONENTS




Student's Book



\* Teacher's Book

### \* Teacher's Book:

- The Student's Book with the key overprinted
- Photocopiable revision tests




*With a wide range of topics introduced in short units, our skills development courses cover your students' practice needs and help them achieve their full potential.*



# **Skills Development**

CEFR	A1		A2		B1		B2		C1		C2	
LEVELS	A1.1	A1.2	A2.1	A2.2	B1.1	B1.2	B1+	B2	C1.1	C1.2	C1+	C2
<b>New Plus</b> BRITISH EDITION p. 98												
<b>Double Plus</b> BRITISH & AMERICAN EDITION p. 100												
<b>New Plus Michigan</b> AMERICAN EDITION p. 102												

**BRITISH**



**8 LEVELS** | BEGINNER TO PROFICIENCY | A1 Ü C2   

# New Plus


**New Plus** is a unique series for skills development which consists of eight books and smoothly takes learners from Beginner to Proficiency (C2) level. It is based on a multi-dimensional syllabus and enables students to strengthen their listening, speaking, reading and writing skills in an integrated approach.

Suitable for **Cambridge** and other Exams



**updated for the Revised 2015 Cambridge English: First (FCE)**

**AMERICAN**



Suitable for **Michigan Exams**

## KEY FEATURES

- Units based on different topics and divided into three thematically linked sections, each of which corresponds to one of the three skills
- Topics which interest learners and are commonly found in examinations
- A variety of speaking and listening tasks providing extensive practice in the language and functions which learners can use in the writing section
- Guidance, plans, tips and tasks leading to successful writing of all composition types
- Teacher's Book including key, listening transcripts and notes

# SAMPLE PAGES

activity to raise students' awareness of the proper use of linking words/phrases


writing activity for further practice

**2** Read the story below and circle the correct linking words/phrases.

Debbie got up early on that sunny Saturday morning. She had arranged to go on a picnic to Green Park with her friends and she was very excited about it.

**As soon as / While** she was ready, she got on her bike and headed for the park which was on the other side of the town. Suddenly, as / after she was riding through the town centre, she heard sirens. The sound of the sirens was getting closer and closer, **but / so** Debbie looked behind her to see what was happening. **As a result / Before**, she lost control of her bike and fell off. Her bike ended up in the middle of the road. Luckily, Debbie wasn't hurt, **but / when** a car ran over her bike. **Soon / After** the car had stopped, two men got out and started running. **Just then / For this reason**, a police car stopped next to the same car and three police officers got out and started chasing the two men. One of the officers shouted, "Stop the thieves!"

Some time **later / finally** a police officer offered Debbie a reward. She was the heroine of the day **because / however**, in a way, she had helped them catch the thieves.



**3** Below is the first and last paragraph of a story. Look at the pictures and use the notes given to complete the main part of the story.

One Sunday morning Arthur and Christine decided to go for a walk in the forest. It was the beginning of spring and it was quite warm and sunny.

---

---

---

---

---

---





---

---

---

---

The children ran for help and soon a helicopter arrived to take the man to hospital. He was the owner of the parrot. He asked the children to look after the parrot while he was in hospital. Arthur and Christine were delighted.

**Remember!**

- Use linking words/phrases when you are writing. Look at the ones shown below.

when	after a while	later	because
while	before	finally	so
as soon as	before long	just then	as a result
after	soon	however	for this reason
	then	but	

useful tips

New Plus Elementary, Student's Book

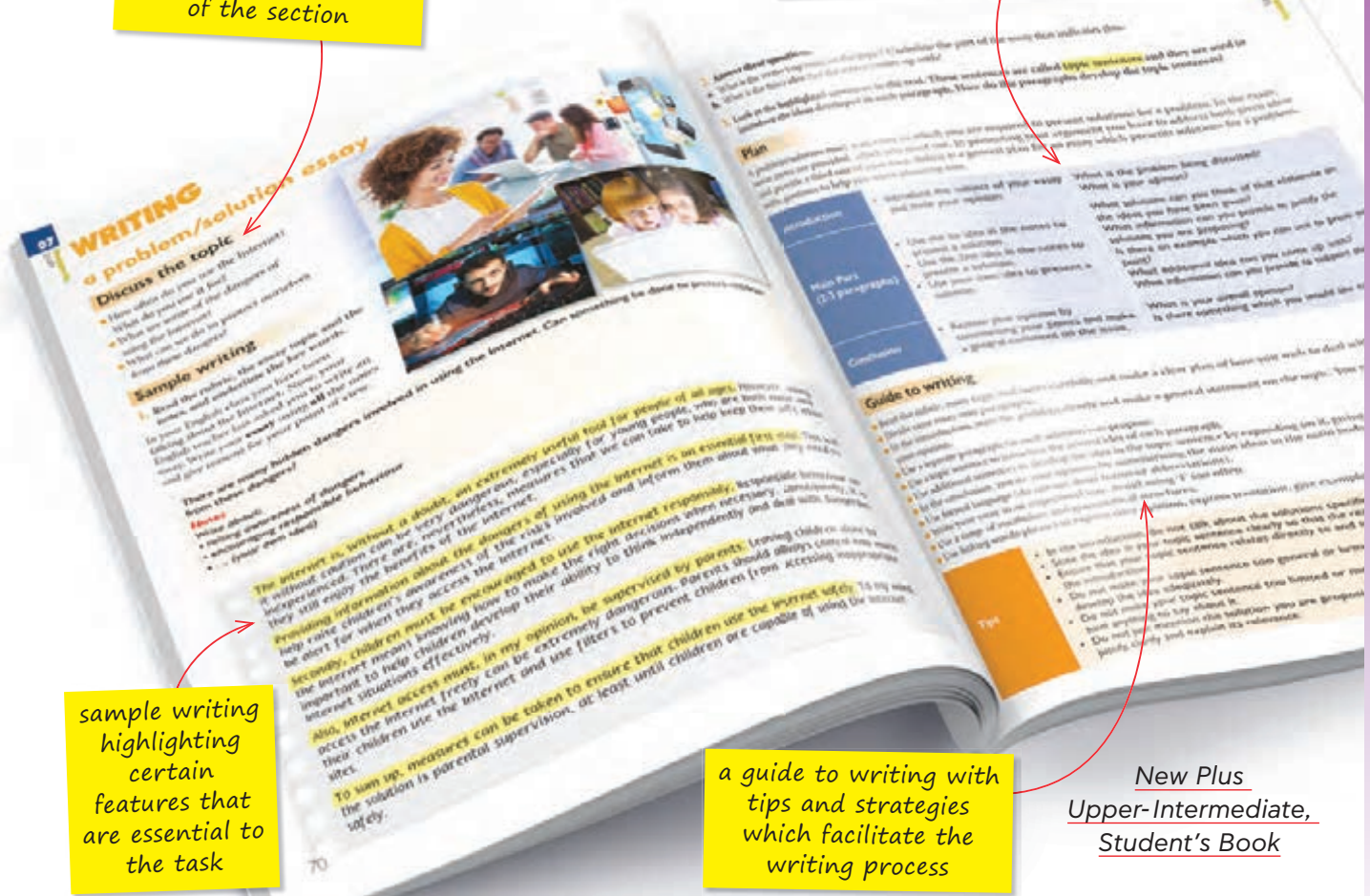
## COMPONENTS

-  Student's Book
-  Teacher's Book
-  Class CDs
-  \* Teacher's Resource CD/CD-ROM

- \* Teacher's Resource CD/CD-ROM:**
- Tests
  - Key to tests

warm-up activities introducing the theme of the section

a detailed plan with step-by-step guidelines on how to structure and organise written work



**WRITING**  
a problem/solution essay  
Discuss the topic

**Sample writing**

There are many hidden dangers involved in using the Internet. One something we don't know enough about is the dangers of using the Internet. It is an extremely useful tool for people of all ages, however, it is also a very dangerous one, especially for young people, who are very easy to trick and cheat. We can take steps to help keep them safe, but we must be alert for when they access the Internet.

Providing information about the dangers of using the Internet responsibly, responsible behaviour is important to help children develop their ability to think independently and deal with complex situations effectively.


Also, internet access must, in my opinion, be supervised by parents. Leaving children alone to access the internet means knowing how to make the right decisions when necessary. Unfortunately, it is not always possible to help children develop their ability to think independently and deal with complex situations effectively.

To sum up, measures can be taken to ensure that children use the internet safely. The solution is parental supervision, at least until children are capable of using the internet safely.

sample writing highlighting certain features that are essential to the task

a guide to writing with tips and strategies which facilitate the writing process

New Plus  
Upper-Intermediate,  
Student's Book



2 LEVELS | UPPER-INTERMEDIATE TO B2 | B1+, B2



# Double Plus

Double Plus is a skills development series consisting of two books. This series prepares students for the Cambridge English: First (FCE-Br.E), Michigan ECCE-Am.E and other exams at B2 level. It specifically develops students' listening, speaking and writing skills.

## COMPONENTS



Student's Book



Teacher's Book



Class CDs including tests



## KEY FEATURES

- Units based on different topics and divided into three thematically linked sections, each of which corresponds to one of the three skills
- Topics which interest learners and are commonly found in examinations
- A variety of speaking and listening tasks providing extensive practice in the language and functions which are useful for the writing section
- Guidance, plans, tips and tasks leading to successful writing of all composition types
- Teacher's Book including key, listening transcripts and notes

# New Plus Michigan

**New Plus Michigan** is a series of two books in American English which develops students' listening, speaking and writing skills and prepare them effectively for the corresponding sections of the Michigan ECCE and ECPE examinations.

## KEY FEATURES

- Units based on different topics and divided into three thematically linked sections, each of which corresponds to one of the three skills
- Topics which interest learners and are commonly found in examinations
- A variety of speaking and listening tasks providing extensive practice in the language and functions which are useful for the writing section
- Guidance, plans, tips and tasks leading to successful writing of all composition types
- Teacher's Book including key, listening transcripts and notes

## COMPONENTS

-  Student's Book
-  Teacher's Book
-  Class CDs
-  Tests

AMERICAN



Skills Development

## SAMPLE PAGES

### *New Plus Michigan Proficiency, Student's Book*

model essay accompanied by questions helping students understand its structure and organisation

useful tips and suggested essay plans

**06 WRITING**

**Discuss the topic**

- How instrumental are the mass media in influencing public opinion?
- Which medium (TV, the press, etc.) do you think plays the greatest role in forming public opinion?

**Sample writing**

1. Read the rubric and the sample essay below. What does the writer attribute the excesses of the media to? Do you agree?

The media is not just a means of informing the public today; it also plays a major role in advancing or destroying careers and images. Do you agree with this statement? Give reasons to support your answer.

We are currently experiencing an **unprecedented** information explosion whereby news is instantly available to the public 24 hours a day, seven days a week. At the same time, more people than ever before are finding themselves under the media microscope, and there can be no doubt that the media can make or break a career, build up or destroy an individual and even prompt the downfall of a government.

The media are in the **enviable** position of being able to reach millions of people at one time. They can therefore bombard us with stories and images and present us with news items that are deliberately selected to serve their interests. Even though people are asked to exercise good judgment, unfortunately, many people's minds are quite **impressionable**.

What is more, if the media decide to turn on a person, there is very little that person can do to fight back. Many people have been forced to resign from their jobs as a result of being **pilloried** by the media. People's lives have been made miserable by the media invading their privacy and bringing to light all the **sordid** details of their life.

The media are aware of the fact that they are the singularly most powerful group in society and their power will continue to increase until such a time as the public's thirst for information abates, something very unlikely to happen. In fact, the excesses of the media, especially the excesses of tabloid journalism, are the result of the public's own appetite for scandal.

2. Read the sample essay again and answer the following questions.

- In what part of the essay does the writer first express his/her opinion?
- What arguments does the writer build in the second paragraph?
- What aspect of the issue does the writer develop in the third paragraph?

**Focus on vocabulary**

1. Match the words highlighted in the text with their meanings a-f.

- stigmatize
- remarkable
- immoral or dishonest
- vulnerable
- biased
- desirable

66 P 188

**07 WRITING**

**Writing tips**

- When writing an essay in which you are asked to focus on the advantages and disadvantages of an issue, follow the general plan below:

<b>Opening paragraph (Introduction)</b>	Introduce the issue to be discussed, referring to the ways in which it is controversial.
<b>Main part (2 paragraphs)</b>	Discuss one point of view in one paragraph and the opposing in another. Alternatively, you can discuss the pros and cons of one aspect of the issue in one paragraph and the pros and cons of another aspect in another.
<b>Closing paragraph (Conclusion)</b>	Summarize the pros and cons and state your opinion if it is required. Make relevant suggestions or recommendations if appropriate.

- Use topic sentences to organize your paragraphs and develop the ideas expressed in the topic sentence by giving examples, explaining it or expanding on it.
- Demonstrate a wide range of sentence structures by using participle clauses, for example.
- Demonstrate a wide range of vocabulary by incorporating language relevant to expressing advantages and disadvantages.

**Writing practice**

1. Read the rubric below and in pairs discuss what you know about the process of cloning.

*Advances in the field of genetics have now made human cloning possible. However, a number of concerns have been raised relating to scientific, ethical and social aspects of cloning and are the subject of debate. What are the pros and cons of human cloning? In your opinion, do the possible benefits outweigh any other considerations?*

2. Read the introduction to the essay. Do you think it is satisfactory? How would you improve it?

Technology and medicine have made a lot of progress lately. There has been a lot of progress in the field of genetics too. Now we can even clone human beings. Imagine that! Who would have thought that would ever be possible? But not everybody agrees that we should. There are advantages and disadvantages to cloning human beings. Scientists have to think about all that before they make a decision.

79

a wide variety of activities deriving from the sample essay and focusing on vocabulary, syntax, style and organisation

a variety of tasks and activities focusing on brainstorming, planning, expanding on notes, editing, etc. and leading to ECPE writing tasks

*Our exam-preparation books, familiarise students of all levels with various examination formats, while providing them with the opportunity to adequately prepare and practise in order to maximise their chances of success.*



# Examinations



CEFR		A1		A2		B1		B2		C1		C2	
LEVELS	leading to A1	A1.1	A1.2	A2.1	A2.2	B1.1	B1.2	B1+	B2	C1.1	C1.2	C1+	C2
Go Starters Go Movers Go Flyers	p. 104												
Practice tests for the Cambridge English: First (FCE) Examination	p. 105												
Plus Michigan ECCE/ECPE Practice Tests	p. 105												
Go for Preliminary Practice tests	p. 106												
Grammar & Vocabulary Practice	p. 107												
Use of English B2	p. 107												
MM Practice Tests for the TOEFL iBT® exam	p. 108												
IELTS Practice Tests	p. 109												

3 LEVELS | LEADING TO A1 Ü A2

New!

# Go Starters / Go Movers / Go Flyers

(Updated for the Revised 2018 YLE Tests)

Go Starters / Go Movers / Go Flyers is a preparatory course for the YLE Tests.


## COMPONENTS



Student's Book with Student's CD (MP3 files)



Class CDs including Teacher's Notes



## KEY FEATURES

- Fourteen topic-based units practising grammar and vocabulary through activities in the format of the YLE Starters / Movers / Flyers Tests
- Four tests in a reduced format
- One Final Test in the exact layout of the YLE Test
- Object Cards cut-outs
- An alphabetical Word List at the back of the Student's Book
- Teacher's notes (included in the second Class CD/CD-ROM)

# Practice tests for the Cambridge English: First (FCE) Examination

Practice tests for the Cambridge English: First (FCE) Examination, **consists of six complete tests, which follow the style and format of the Cambridge English: First (FCE) Examination.**

## KEY FEATURES

- A wide range of authentic materials which reflect the variety used in the Cambridge English: First (FCE) examination
- A table including information on the layout of each paper
- Vocabulary definitions for Paper 1, Part 1
- Visual materials for speaking practice
- Sample answer sheets
- Full-length exam standard CDs including instructions
- Tests which have been pre-tested on students

## COMPONENTS



Student's Book




\* Teacher's Book



Class CDs

### \* Teacher's Book:

- Key
- Listening transcripts
- Justification of answers for Paper 1, Parts 5-7
- Suggested speaking points for Paper 4
- Instructions for Paper 4



# Plus Michigan ECCE/ ECPE

## Practice Tests

Plus Michigan Practice Tests **consist of six complete tests for the ECCE (B2 level) and eight complete tests for the ECPE (C2 level).**

## KEY FEATURES

- A detailed presentation of each part of the examination in the first practice test with exam tips, strategies and techniques, composition plans
- Plus Michigan ECCE includes extra grammar practice of major structures in each test
- Extra vocabulary practice through revision tests
- Glossary

## COMPONENTS



Student's Book




\* Teacher's Book



Class CDs





1 LEVEL | INTERMEDIATE | B1 

# Go for Preliminary

**New!**

## COMPONENTS



Student's Book & Student's CD-ROM with vocabulary list



Self-study Pack: Student's Book & Resource CD-ROM\*



Teacher's Book with overprinted answers



Teacher's Pack including Teacher's Book, Resource CD-ROM and Class CDs

### \* Resource CD-ROM:

- Vocabulary list
- Key
- Justification of answers for Paper 1, Parts 1–4
- Listening transcripts with justification of answers for Paper 2
- Suggested speaking points for Paper 3
- Audio material (in MP3 format) for Papers 2 & 3

## Practice Tests

Go for Preliminary Practice Tests **consists of five complete tests for the Preliminary English Test.**

## KEY FEATURES

- An introduction with detailed information about the test
- A step-by-step training section, which focuses on specific features of the test and is divided into four parts: Use of English, Reading & Writing (Paper 1), Listening (Paper 2), Speaking (Paper 3)  
This section provides preparation material and useful strategies which help candidates tackle each paper successfully.
- Tips and test-taking strategies included in the first practice test
- Two comprehensive appendices for reference purposes
- Key, justifications for answers to reading and listening tasks, suggested discussion points and listening transcripts



# Grammar and Vocabulary Practice

Grammar and Vocabulary Practice prepares students for all exams.

## KEY FEATURES

- Clear grammar explanations
- Sections for grammar and vocabulary practice
- Revision units
- Practice tests

## COMPONENTS



Student's Book



Teacher's Book



\* Teacher's Resource CD/CD-ROM

### \* Teacher's Resource CD-ROM:

- Tests
- Key to Grammar & Vocabulary Practice activities



Examinations

# Use of English B2

Use of English B2 provides students preparing for the Cambridge English: First (FCE), Michigan ECCE and other exams with step-by-step guidance and practice. It systematically teaches grammar and vocabulary and helps students develop all the skills necessary to succeed in the examinations.

## KEY FEATURES

- Presentation of lexical items and grammatical structures in context (including collocations, expressions, phrasal verbs, words with prepositions, prepositional phrases, key word transformations, words easily confused and derivatives)
- Clear explanations and useful exam tips
- Exercises providing thorough practice in Use of English (including multiple choice, matching, gap filling, open and multiple choice cloze tests, key word transformation, and word formation)
- Consolidation Units
- A reference section including an overview of English grammar, vocabulary notes, exam tips and comprehensive appendices

## COMPONENTS




Student's Book




\* Teacher's Book

### \* Teacher's Book:

- The Student's Book with the key overprinted
- Photocopiable revision tests



1 LEVEL | ADVANCED | B2 Ü C1 

# MM Practice Tests for the TOEFL iBT® exam

New!

## COMPONENTS



Student's Book



\* DVD-ROM



There is also an online version of the additional complete practice test for PC, tablet and smartphone.

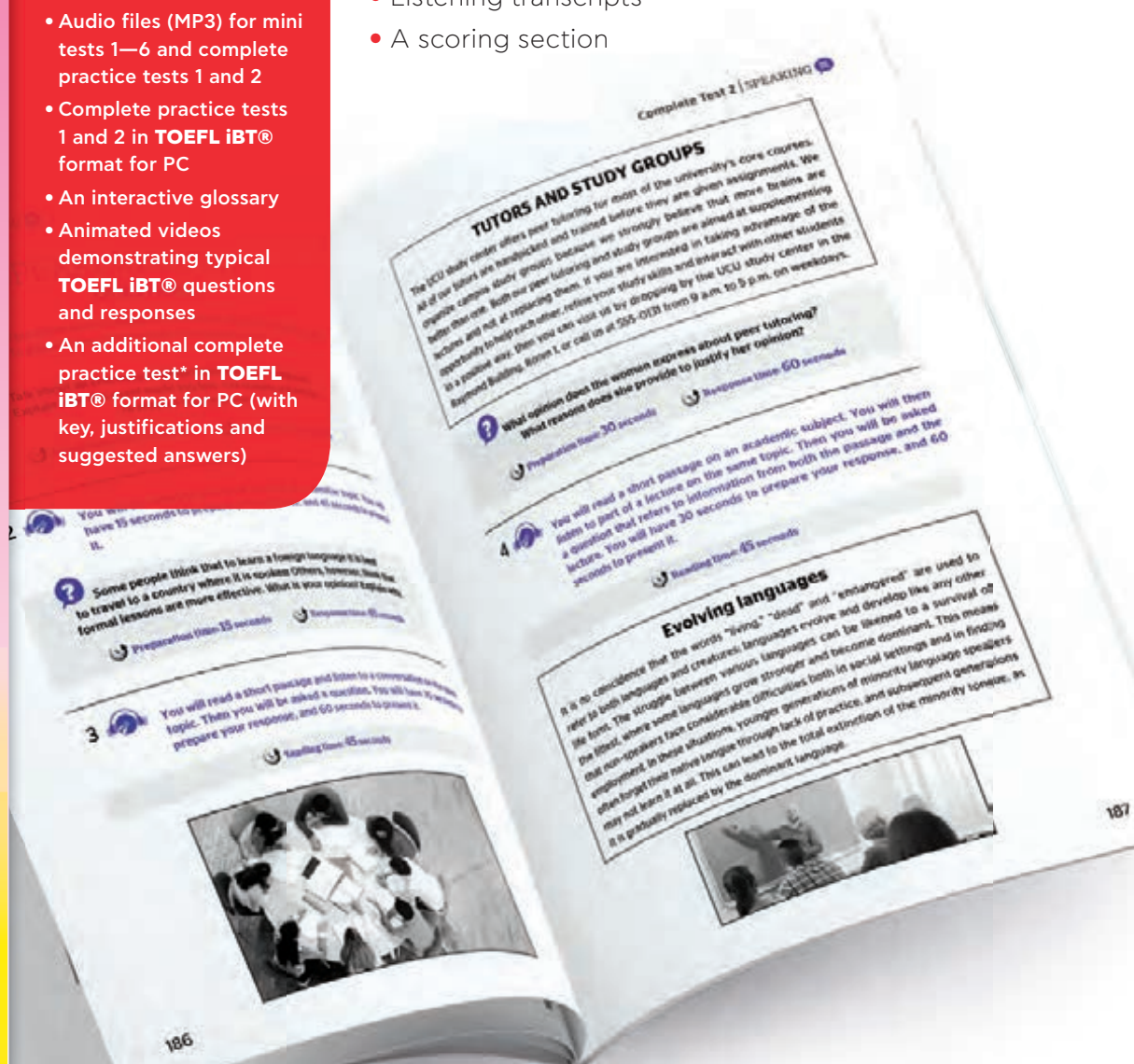
### \* DVD-ROM:

- Audio files (MP3) for mini tests 1—6 and complete practice tests 1 and 2
- Complete practice tests 1 and 2 in TOEFL iBT® format for PC
- An interactive glossary
- Animated videos demonstrating typical TOEFL iBT® questions and responses
- An additional complete practice test\* in TOEFL iBT® format for PC (with key, justifications and suggested answers)

The MM Practice Tests for the TOEFL iBT® exam includes six mini tests and two complete practice tests.

## ADDITIONAL FEATURES


- A speaking appendix with extra speaking practice
- Learning strategies and useful tips preparing students for the exam
- Key and justifications for all reading and listening tasks
- Suggested answers to all speaking and writing tasks
- Listening transcripts
- A scoring section



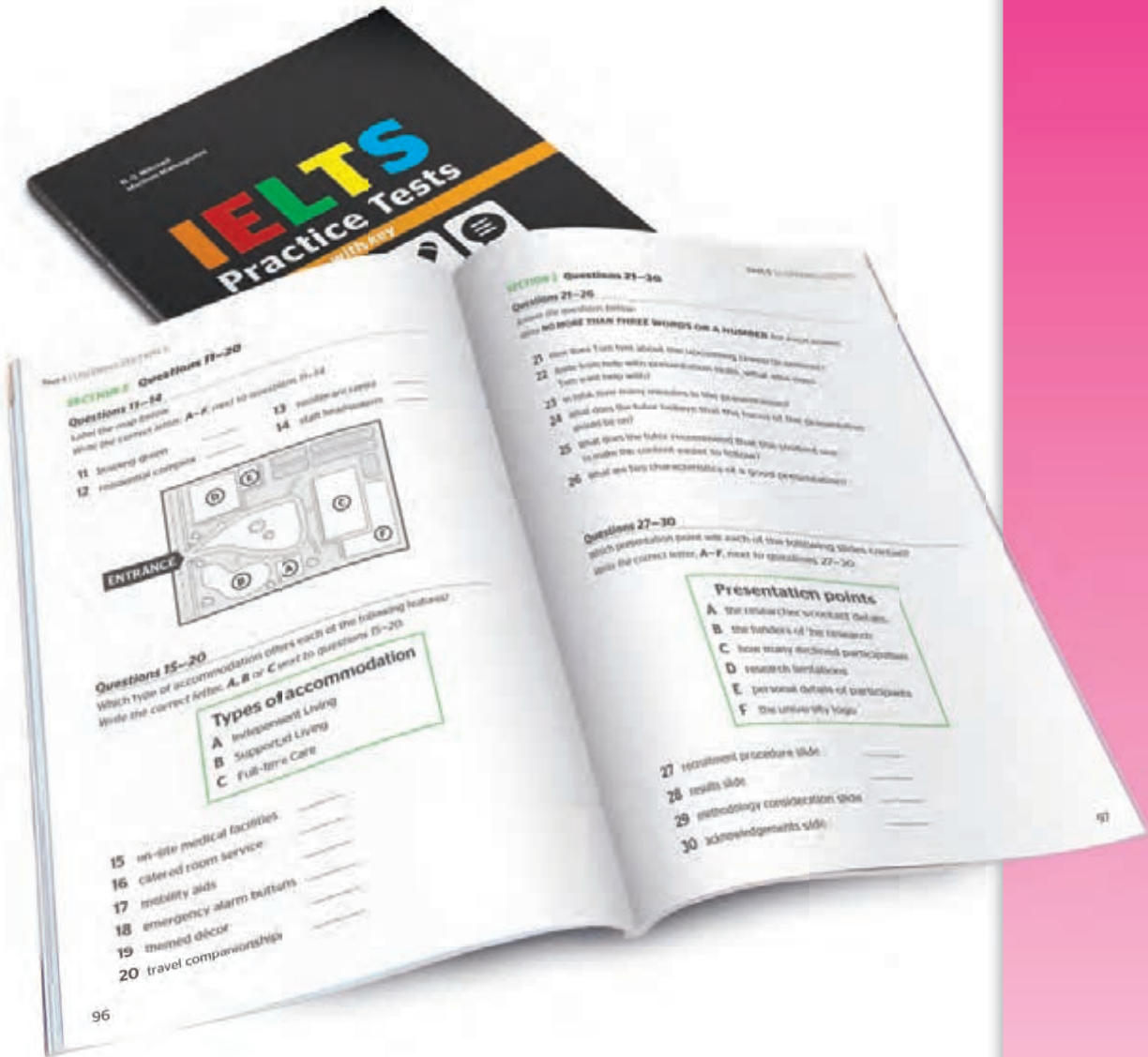
# IELTS Practice Tests

**New!**

IELTS Practice Tests includes five complete IELTS Academic practice tests (listening, reading, writing and speaking) and one IELTS General Training test (reading and writing), which follow the style and format of the IELTS examination.



Examinations



## ADDITIONAL FEATURES

- Student resource pages including: speaking practice, vocabulary consolidation and a writing appendix
- Key and transcripts
- Suggested answers to writing and speaking tasks
- Justifications for answers to all reading and listening tasks
- Learning strategies and useful tips preparing students for the exam
- Scoring reference
- A resource CD-ROM including a vocabulary list and animated videos

## COMPONENTS



Student's Book



Resource CD-ROM



Audio CDs



*We offer teachers and learners enhanced digital support, including new interactive whiteboard material, video-based courses designed to consolidate all language skills covered in the related Student's Books, and extra online material addressing the needs of both teachers and students.*



**Digital & Video**



CEFR		A1		A2		B1		B2		C1		C2	
LEVELS	leading to A1	A1.1	A1.2	A2.1	A2.2	B1.1	B1.2	B1+	B2	C1.1	C1.2	C1+	C2
<b>What's on?</b>	p. 112												
<b>Network</b>	p. 113												
<b>Pioneer DVD Video Material</b> BRITISH & AMERICAN VERSION p. 113													
<b>Interactive Whiteboard Material</b> BRITISH & AMERICAN VERSION p. 114													
<b>ELT Platform</b> BRITISH & AMERICAN VERSION p. 116													
<b>MM online placement test</b> BRITISH & AMERICAN VERSION p. 116													
<b>ELT Skills</b> BRITISH & AMERICAN VERSION p. 117													

# What's on?

What's on? is a four-level video course for young learners of English. Leading to A1 of the Common European Framework, this video course can be used to supplement any primary series.



## COMPONENTS



Videos



Video Activity Book




Teacher's Video Guide (for all 4 levels) which includes teacher's notes and transcripts

## KEY FEATURES

- Each level consists of twelve episodes
- Each episode includes:
  - 4 the presentation of the key vocabulary
  - 4 the presentation of the language through fun animated characters
  - 4 a special section highlighting the language presented in the episode and providing additional practice
- Activity Book with activities for each episode

# Network



Network is a four-level video course for teenage and young adult learners of English. It can be used to supplement any course at these levels or as an independent video-based course, providing additional practice for all four skills.

## COMPONENTS



Videos



Video Activity Book  
**(Network)**



Teacher's Guide (for all 4 levels) including transcripts and key to the Activity Book exercises  
**(Network)**

# Pioneer DVD Video Material

**New!**

Pioneer DVD Video Material is a six-level video series for teenage and adult learners of English. It can be used to supplement our course series at the secondary level. It includes Pioneer Clips and Pioneer On View. Pioneer Clips feature fun animated cartoons while Pioneer On View consists of factual videos presented in a documentary style.



# Interactive Whiteboard Material

*All of our books are accompanied by interactive whiteboard material*



- Games
- Videos
- Digital vocabulary list

# Videos included in the IWB material

# New!

The videos have been specifically designed to supplement our course series. The learners' ages and interests have been taken into careful consideration in the design of the videos. The videos are accompanied by worksheets for extra practice.

## PRE-PRIMARY & PRIMARY COURSES



### World Watch

**6 LEVELS** | BEGINNER TO ELEMENTARY |

LEADING TO A1 Ü A1   

Included in several series, such as Young Stars




### Time out / Take a Look

**6 LEVELS** | BEGINNER TO PRE-INTERMEDIATE |

LEADING TO A1 Ü A2   

Time out is included in several series, such as Top Stars  
Take a Look is included in several series, such as Get Smart Plus

## SECONDARY AND ADULT COURSES



### Switch On

**4 LEVELS** | BEGINNER TO PRE-INTERMEDIATE |

A1 Ü A2  

Included in several series, such as Full Blast PLUS



### Pioneer Clips & On View / Video Master

**6 LEVELS** | BEGINNER TO UPPER-INTERMEDIATE |

A1 Ü B2   

Pioneer is included in several series, such as Pioneer  
Video Master Ü authentic videos

7 LEVELS | BEGINNER TO ADVANCED | A1 Ü C1/C1+   

Enhance your  
learning experience!

[www.eltplatform.com](http://www.eltplatform.com)



# ELT Platform

A Learning Management System (LMS) that offers a **blended mode of learning and teaching** English in one online place.

## KEY FEATURES

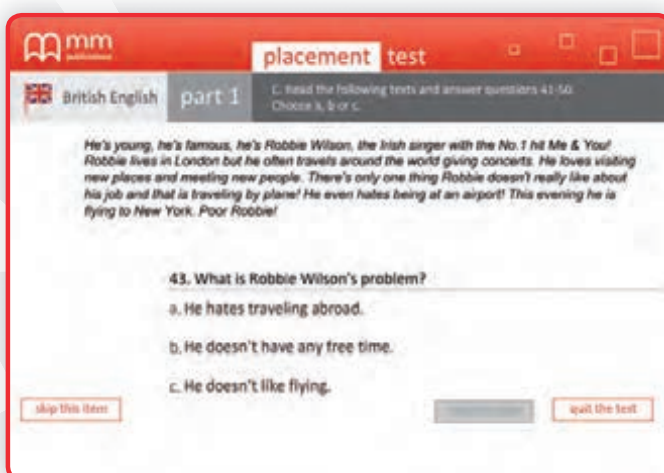
- Practice (extra activities)
- Tests
- Vocabulary lists
- Games

3 LEVELS | BEGINNER TO ADVANCED | TESTING A1 Ü C1   

# MM Online Placement Test

The **MM Online Placement Test** is a unique means of determining students' level of proficiency in the English language, and placing them at the appropriate level, from Beginner (pre-A1) to Advanced (C1). Apart from being reliable, straightforward, and easy to take, the MM Online Placement Test is a particularly effective tool for placing students, as it tests not only grammar and vocabulary, but also listening, reading, and communication skills.

Students can visit our website [www.mmpublications.com](http://www.mmpublications.com) (Student's Area), take the test and have their level determined automatically according to their score.



Reading Comprehension

## KEY FEATURES

- The MM Online Placement Test consists of three parts which are available in British and American English.
- The test places students, depending on their scores, at a level ranging from Elementary (A1) to Advanced (C1).
- Students receive their placement results by email.

# ELT Skills



binarylogic



**Includes**  
interactive graded readers

*Practice your English  
anywhere anytime*

## Blended Learning in action!

**ELT SKILLS** is the ideal companion for the English language learner and a valuable supplement to any English language teaching course.

Covers all the essential areas of foreign language acquisition: reading, listening, speaking, writing, grammar, vocabulary and pronunciation.

Introduces and develops the English language according to a spiral, topic-based syllabus where meaning, grammar, and communicative purposes are woven together.

Presents language in a context that can and should be linked with the lives and experiences of the learners and even expanded on.

### ELTSKILLS 1-6

6 levels for young learners  
early beginners to pre-intermediate

### ELTSKILLS

#### Beginners-Upper Intermediate

5 levels for teenagers and young adults

### ELTSKILLS B2

Exams preparation

for any device,  
for any platform



Specifically designed for students learning English as a foreign or second language, it is intended to be used in schools, universities, language and training centres worldwide as a blended learning supplement to any ELT course. E-learning used and endorsed by thousands of teachers and students.

- > Integrated skills: Reading / Listening / Writing / Speaking / Grammar
- > Animations or videos with or without subtitles presenting the English language in real-life situations
- > Carefully designed and graded activities
- > Online picture or photo dictionary with audio and examples of the word in use
- > Interactive Roleplay activities
- > Speaking activities and Accent Trainer in downloadable apps for offline practice
- > Topic related songs for primary levels
- > Illustrated grammar section with audios and examples of the grammatical item in use
- > Language Review following the Common European Framework of Reference guidelines
- > Audio clips for extra practice on iPods and other MP3 players
- > Student's Activity Book that is integrated into the program
- > Extra graded reading with audio and reading comprehension activities

Binary Logic is an associated company of MM Publications, but it operates its own independent distribution network. In certain countries the network of MM Publications is used to distribute Binary Logic products.



*Colourful, charming, magical,  
delightful... whatever you call  
them, our readers inspire  
an enthusiasm for reading  
and complement our courses  
perfectly.*



**Readers**



CEFR		A1		A2		B1		B2	
LEVELS	leading to A1	A1.1	A1.2	A2.1	A2.2	B1.1	B1.2	B1+	B2
<b>Little Books</b>	p. 122								
<b>Primary Readers</b> BRITISH & AMERICAN EDITION	p. 126								
<b>Top Readers</b> BRITISH & AMERICAN EDITION	p. 132								
<b>Graded Readers</b> CLASSIC STORIES	p. 138								
<b>Graded Readers</b> ORIGINAL STORIES	p. 140								

## PRE-PRIMARY & PRIMARY COURSES

### PRE-PRIMARY 1

- Red and Blue (Little Books)
- Yellow and Green (Little Books)
- 5 Marbles (Little Books)
- Baby Brother (Little Books)
- Cookies (Little Books)
- Where's Lucy? (Little Books)

### PRE-PRIMARY 2

- Yellow Ted (Little Books)
- The Old House (Little Books)
- My Family (Little Books)
- Toy Party (Little Books)
- Let's Go Home (Little Books)
- Where's Fluffy? (Little Books)

### PRE-PRIMARY 3

- My Red Car (Little Books)
- Black Ant (Little Books)
- Big Shoes (Little Books)
- Jumping Hat (Little Books)
- Snowy (Little Books)
- A Funny Story (Little Books)

### PRIMARY 1

- Red and Blue (Little Books)
- Yellow and Green (Little Books)
- 5 Marbles (Little Books)
- Baby Brother (Little Books)
- Cookies (Little Books)
- Where's Lucy? (Little Books)

### PRIMARY 2

- Yellow Ted (Little Books)
- The Old House (Little Books)

- My Family (Little Books)
- Toy Party (Little Books)
- Let's Go Home (Little Books)
- Where's Fluffy? (Little Books)
- My Red Car (Little Books)
- Black Ant (Little Books)
- Big Shoes (Little Books)
- Jumping Hat (Little Books)
- Snowy (Little Books)
- A Funny Story (Little Books)
- Cookie Land (Primary)
- The Ugly Duckling (Primary)

### PRIMARY 3

- Jasper's Pot of Gold (Primary)
- The Princess and the Frog (Primary)
- Pinocchio (Primary)
- The Gingerbread Man (Primary)
- The Enormous Turnip (Primary)
- The Fox & the Dog (Primary)
- Aladdin (Primary)
- Felix and the Fairy (Primary)
- The Selfish Giant (Primary)
- The King's New Suit (Primary)
- The Shepherd Boy and the Wolf (Primary)

### PRIMARY 4

- The Tin Soldier (Primary)
- Puss in Boots (Primary)
- Rumpelstiltskin (Primary)
- Jingle's Christmas Adventure (Primary)
- Sleeping Beauty (Primary)

- The Emperor's Nightingale (Primary)
- The Wishing Fish (Primary)
- Mowgli (Primary)
- Ali Baba & the 40 Thieves (Primary)
- Peter Pan (Primary)
- The Short-necked Giraffe (Primary)
- Heidi (Primary)

### PRIMARY 5

- Tom Sawyer (Primary)
- Theseus and the Minotaur (Primary)
- The Odyssey (Primary)
- The Three Musketeers (Primary)
- The Happy Prince (Graded)
- Paul and Pierre in Paris (Graded)
- Lisa goes to London (Graded)

### PRIMARY 6

- Robin Hood (Primary)
- Gulliver in Lilliput (Primary)
- Around the World in 80 Days (Primary)
- Lisa in New York (Top)
- The Table, the Ass and the Stick (Graded)
- Lisa visits Loch Ness (Graded)
- The Mix-up (Graded)
- White Fang (Graded)
- The Magic Ring (Graded)
- Beauty and the Beast (Graded)
- The Wizard of Oz (Graded)

## SECONDARY & ADULT COURSES

### BEGINNERS (A1.1)

- The Happy Prince (Graded)
- Lisa in New York (Top)
- The Table, the Ass and the Stick (Graded)

### ELEMENTARY (A1.2)

- The Mix-up (Graded)
- Beauty and the Beast (Graded)
- The Wizard of Oz (Graded)
- White Fang (Graded)
- Huck Finn (Top)
- 20,000 Leagues Under the Sea (Top)
- The Magic Ring (Graded)
- A Connecticut Yankee in King Arthur's Court (Top)
- The Railway Children (Top)
- Lisa in China (Top)
- The Secret Garden (Top)
- A Christmas Carol (Top)
- Alice in Wonderland (Top)

### PRE-INTERMEDIATE (A2)

- Save the Forest (Graded)

- In the Year of the Dragon (Graded)
- The Canterville Ghost (Graded)
- The Mysterious Island (Graded)
- Treasure Island (Top)
- Oliver Twist (Top)
- Kidnapped (Top)
- Swiss Family Robinson (Top)
- Swallows and Amazons (Top)
- Black Beauty (Top)

### INTERMEDIATE (B1)

- The Last of the Mohicans (Graded)
- Excalibur (Graded)
- Lost in the Cave (Graded)
- Frankenstein (Graded)
- David Copperfield (Top)
- The Lost World (Top)
- Robinson Crusoe (Top)

### LEVEL B1+

- Captain Grant's Children (Graded)
- The Turn of the Screw (Top)

- The Phantom of the Opera (Graded)
- Dracula (Graded)
- Great Expectations (Graded)
- The Count of Monte Cristo (Top)

### LEVEL B2

- The Man Who Would Be King (Top)
- Back to the Dreamtime (Graded)
- Jekyll and Hyde (Top)
- The African Queen (Top)
- Wuthering Heights (Top)
- The Coral Island (Top)
- Moby Dick (Top)
- The Picture of Dorian Gray (Graded)
- The Man in the Iron Mask (Graded)
- The Tempest (Top)
- The Creeping Man (Top)
- A Midsummer Night's Dream (Top)
- The Grapes of Wrath (Top)



Readers • recommended

BRITISH

AMERICAN

3 LEVELS | EARLY BEGINNER | LEADING TO A1   

# Little Books

The series is aimed at kindergarten learners of English. The stories are based on topics which children love. The illustrations are colourful and attractive, making children want to listen.

## LEVEL 1

Red & Blue  
Yellow & Green  
5 Marbles  
Baby Brother  
Cookies  
Where's Lucy?\*

## LEVEL 2

Yellow Ted  
The Old House  
My Family  
Toy Party  
Let's go home  
Where's Fluffy?\*

## LEVEL 3

My Red Car  
Black Ant  
Big Shoes  
Jumping Hat  
Snowy  
A Funny Story\*

\* Revision story that revises vocabulary and structures presented in previous Little Books



## KEY FEATURES

- Designed for very young learners (3-7 years of age)
- Three levels available
- Stories that feature high-frequency words
- Full-colour illustrations
- Rhyme/Song at the end of each reader
- An activity page to practise the main vocabulary

## COMPONENTS



Student's  
Book with  
E-Book



Teacher's  
Notes

Delightful stories for the littlest of readers!

## Level 1



### Red & Blue

Two curious coloured pencils set off to explore the world.



### Yellow & Green

When the hardware shop closes, a battle begins between two cans of spray paint.



### 5 Marbles

A boy is playing with his marbles... but wait... where are the marbles?



### Baby Brother

There's a new member in Lisa's family, and she's excited!



### Cookies

Jane, Tom, and Mum are making cookies. And Boxer, the dog, finds them delicious!



### Where's Lucy?

Mandy is looking for her doll, Lucy, and she is in for a surprise!

## Level 2



### Yellow Ted

Mum can't buy the teddy bear the kids want, but Yellow Ted will manage to come to them.



### The Old House

Three friends go into the old house to get their ball. What will happen there?



### My Family

When Amy accidentally destroys her friend's painting, she has an idea which makes Maria happy again.



### Toy Party

When night falls and everybody is asleep, it's party time for the toys!



### Let's go home

The animals at the zoo are organising an escape! Will they manage to make it happen?




### Where's Fluffy?

Little Emma loses her toy rabbit at the amusement park. But something will make her smile again!



## Level 3



### My Red Car

Mark loves cars. And his father has the perfect surprise for him!



### Black Ant

The little black ant can't find his mother in the garden. Oh, no! What will happen next?



### Big Shoes

Aunt Sally and the kids have a little secret. What will happen when their secret is revealed?



### Jumping Hat

On a sunny day at the park, Peter and his grandfather see some funny things happening.



### Snowy

On a cold winter's day a brother and sister make Snowy, the snowman, to play. But what happens when the sun comes out?




### A Funny Story

Rick goes to bed and has a strange dream. Or does he?

Story Pages

Simple text with lively dialogues.



Activity Pages

Fun and motivating activities.



instructions for the teacher

**Song**

**Baby Brother**

A nose, a nose  
Look at his nose.

Eyes, eyes  
Look at his eyes.

Mouth, mouth  
Look at his mouth.

Ears, ears  
Look at his ears.

But no hair, no hair  
That's my baby brother.



Say the rhyme. Then, sing the song.

14

rhyme/song

BRITISH

AMERICAN



6 LEVELS | EARLY BEGINNER TO ELEMENTARY |

LEADING TO A1-A1-A2  |  

# Primary Readers

The series is aimed at young learners of English and consists of six carefully graded levels. These charming short stories will make reading both pleasurable and educational.

*Charming short stories that make reading both pleasurable and educational!*



*for the holidays !*

## KEY FEATURES

- Use of basic grammatical structures and limited vocabulary
- Glossy detailed illustrations on each page
- Simple activities and a picture glossary every four pages
- Fully dramatised version of the story and picture glossary on Audio CD/CD-ROM
- Song
- Instructions for staging a performance of the story provided in the Teacher's Book

## COMPONENTS



Student's Book



Teacher's Book



Audio CD/CD-ROM

**CD-ROMS**  
in British and  
American  
English



# Level 1

Leading to A1 (CEFR\*) / Starters (YLE\*\*)  
Headwords: 80-85



## Cookie Land

Join Ricky, Lulu and Sam as they journey to Cookie Land to save the cookie population from the terrifying Big Mouth!



## The Ugly Duckling

Nobody likes the little duckling because he's ugly, so he sets off on his own.



## Jasper's Pot Of Gold

Join Jasper, the leprechaun, and his friend Liam, and visit magic Rainbow Land.



## The Princess And The Frog

A beautiful princess drops her favourite golden ball in the palace well. How will she get it back? A little frog offers to help her.



## Pinocchio

Pinocchio is very naughty and keeps getting in trouble. How will he manage to become a real boy? An entertaining story that also teaches how important it is to be good and honest.



## The Gingerbread Man

One day, a woman makes a yummy gingerbread man. But when she opens the oven door, the gingerbread man runs away.... What will become of the gingerbread man?

New!

# Level 2

Leading to A1 (CEFR) / Starters (YLE)  
Headwords: 100-120



## The Fox And The Dog

One day, a hungry little fox is walking in the forest...



## Felix And The Fairy

An evil magician holds the little fairy his prisoner, but luckily Felix and his friends are there to help.



## Aladdin

Aladdin's life changes when he meets a stranger. First he finds an old lamp and then he wears the stranger's ring.



## The King's New Suit

The King has a new suit, and it's the most beautiful one anyone has seen. Or is it? Read this amusing story and see what happened to the silly King.



## The Selfish Giant

A big giant lives in a big house with a beautiful garden. Everybody likes his garden but the giant is selfish and wants it all to himself.



## The Enormous Turnip

In the farmer's garden, something big is growing. And it's not just big, but enormous! How will the farmer and his family manage to take the turnip out?

New!

# Level 3

A1.1 (CEFR) / Starters (YLE)  
Headwords: 150-160



## Rumpelstiltskin

The miller's daughter is in trouble. A strange little man with a funny hat offers her his help, but he wants a lot in return...



## Jingle's Christmas Adventure

Jingle, one of Santa's elves, disappointed by the children's selfishness, sets off for an adventure in the world of humans.




## Sleeping Beauty

A wicked witch curses a beautiful princess and she pricks her finger on a spindle stick. The princess falls into a deep sleep. However, a handsome prince arrives to save the day...



## The Tin Soldier

This classic story will capture the reader's heart and imagination. The Tin Soldier is a delightful character.



## Puss In Boots

Puss in Boots is the tale of a very clever cat.



## The Emperor's Nightingale

The Emperor hears the Nightingale sing, and takes it to his palace. But then another bird comes... What will the Emperor do? Find out how the Emperor learned to appreciate true beauty.



## The Shepherd Boy And The Wolf

The shepherd boy thinks it's funny to make all the villagers run to him when he cries 'wolf'. But when the real wolf arrives, the shepherd boy will learn a lesson!

**New!**




the lake. He looks at himself in the water  
n't reach the delicious mango in the

As he is sitting there, the sky becomes very dark. A storm comes. The wind blows and it begins to rain. Jumaane just sits there in the rain. He is very sad and doesn't want to go home.  
**Jumaane:** I don't care about the wind. I don't care about the storm and I am all alone.

# Level 4

A1.2 (CEFR) / Movers (YLE)  
Headwords: 225



## Mowgli

This is the story of Mowgli - the jungle boy...



## The Wishing Fish

Omar makes a wish which turns out to be a disaster.



## Peter Pan

This is the story of Peter Pan, a little boy who didn't want to grow up.



## Ali Baba And The 40 Thieves

Ali Baba discovers the forty thieves' treasure by chance and becomes very rich. However, he will find himself in trouble.



## The Short-Necked Giraffe

One day, a little giraffe is born in the jungle. But Jumaane is not like the other giraffes; he is different. Follow Jumaane's story and find out what it means to be different and how this

'difference' will make a difference.



## Heidi

Heidi is a little girl who goes to live with her difficult old grandfather up in the Alps. Heidi will love her new life on the mountains and Grandfather will love Heidi and her appetite for adventure.

**New!**



# Level 5

A2.1 (CEFR) / Flyers (YLE) / KET\*  
Headwords: 350



## Theseus And The Minotaur

Read this Greek myth and find out how Theseus saved seven young men and seven young women.



## Tom Sawyer

During their adventures around the Mississippi River, Tom and his friend Huckleberry Finn find out a lot about the real world.



## The Odyssey

On his way to Ithaca, after the end of the Trojan War, Odysseus encounters mythical creatures, frightening monsters, and even the anger of the god Poseidon.

**New!**



## The Three Musketeers

D'Artagnan wants to become a musketeer in the king's army. With Athos, Porthos and Aramis he will have many adventures because now they are 'one for all and all for one'!

**New!**



## Robin Hood

Read about Robin Hood's exciting adventures in Sherwood Forest.



## Around The World In 80 Days

**New!**

Phileas Fogg and his faithful servant, Passepartout, will leave London. They will try to travel around the world in eighty days for a bet. Will they make it? Or will the many adventures on the way make them lose the bet?



# Level 6

A2.2 (CEFR) / Flyers (YLE) / KET  
Headwords: 430



## Gulliver In Lilliput

Read about Gulliver's amazing journey to Lilliput.

\*Key English Test

# SAMPLE PAGES

## Story Pages

Simple text with lively dialogues.

glossy, detailed illustrations



charming characters

## Activity Pages

A variety of simple activities and a picture glossary every four pages.

picture glossary

**Activity Page**

1 Look and say.

cat run stop

boy hungry cow

2 Who says what? Look, read and match.

Mmm...

Phew! I

I am hu

Hey, sto

14

fun activities

# The Gingerbread Man, Student's Book

# SAMPLE PAGES

## Teacher's Book

The Teacher's Book provides teachers with plenty of useful material and ideas to ensure that students are motivated and that Readers are used in an effective way.

The Teacher's book includes the entire story, complete with illustrations, exactly as it appears in the Student's Book and all the activity pages with answers overprinted.

**TEACHER'S NOTES**

Primary Readers are designed to provide young learners at Primary Level with enjoyable reading material. They are carefully prepared and the language has been carefully chosen to ensure that the SC understanding of the text is not impeded by vocabulary and grammatical structures which are too advanced for their level. The story has been divided into six parts with two Activity Pages at the end of each part.

A variety of activities such as comprehension, vocabulary, writing, drawing, matching and role-play exercises, as well as games, puzzles, etc. are included. The reader can be approached in various ways, depending on the level needed. There are no hard and fast rules. Teachers are free to adapt the material to suit their own needs. The book is designed to be used in a variety of ways. It can be used as a resource for the teacher, as a resource for the student, or as a resource for the parent.

**Before reading**

1. At the beginning of each lesson, read the opening part of the story to the class. In the opening part of the story, the gingerbread man is made. Ask the children to describe the gingerbread man. What does he look like? What is he made of? What is he wearing? What is he carrying? What is he doing? What is he saying? What is he thinking? What is he feeling? What is he wanting? What is he needing? What is he hoping? What is he dreaming? What is he wishing? What is he wishing for? What is he wishing to do? What is he wishing to be? What is he wishing to have? What is he wishing to do with? What is he wishing to do for? What is he wishing to do to? What is he wishing to do with? What is he wishing to do for? What is he wishing to do to?

2. Ask the children to read the opening part of the story to the class. In the opening part of the story, the gingerbread man is made. Ask the children to describe the gingerbread man. What does he look like? What is he made of? What is he wearing? What is he carrying? What is he doing? What is he saying? What is he thinking? What is he feeling? What is he wanting? What is he needing? What is he hoping? What is he dreaming? What is he wishing? What is he wishing for? What is he wishing to do? What is he wishing to be? What is he wishing to have? What is he wishing to do with? What is he wishing to do for? What is he wishing to do to?

3. Ask the children to read the opening part of the story to the class. In the opening part of the story, the gingerbread man is made. Ask the children to describe the gingerbread man. What does he look like? What is he made of? What is he wearing? What is he carrying? What is he doing? What is he saying? What is he thinking? What is he feeling? What is he wanting? What is he needing? What is he hoping? What is he dreaming? What is he wishing? What is he wishing for? What is he wishing to do? What is he wishing to be? What is he wishing to have? What is he wishing to do with? What is he wishing to do for? What is he wishing to do to?

4. Ask the children to read the opening part of the story to the class. In the opening part of the story, the gingerbread man is made. Ask the children to describe the gingerbread man. What does he look like? What is he made of? What is he wearing? What is he carrying? What is he doing? What is he saying? What is he thinking? What is he feeling? What is he wanting? What is he needing? What is he hoping? What is he dreaming? What is he wishing? What is he wishing for? What is he wishing to do? What is he wishing to be? What is he wishing to have? What is he wishing to do with? What is he wishing to do for? What is he wishing to do to?

5. Ask the children to read the opening part of the story to the class. In the opening part of the story, the gingerbread man is made. Ask the children to describe the gingerbread man. What does he look like? What is he made of? What is he wearing? What is he carrying? What is he doing? What is he saying? What is he thinking? What is he feeling? What is he wanting? What is he needing? What is he hoping? What is he dreaming? What is he wishing? What is he wishing for? What is he wishing to do? What is he wishing to be? What is he wishing to have? What is he wishing to do with? What is he wishing to do for? What is he wishing to do to?

6. Ask the children to read the opening part of the story to the class. In the opening part of the story, the gingerbread man is made. Ask the children to describe the gingerbread man. What does he look like? What is he made of? What is he wearing? What is he carrying? What is he doing? What is he saying? What is he thinking? What is he feeling? What is he wanting? What is he needing? What is he hoping? What is he dreaming? What is he wishing? What is he wishing for? What is he wishing to do? What is he wishing to be? What is he wishing to have? What is he wishing to do with? What is he wishing to do for? What is he wishing to do to?

7. Ask the children to read the opening part of the story to the class. In the opening part of the story, the gingerbread man is made. Ask the children to describe the gingerbread man. What does he look like? What is he made of? What is he wearing? What is he carrying? What is he doing? What is he saying? What is he thinking? What is he feeling? What is he wanting? What is he needing? What is he hoping? What is he dreaming? What is he wishing? What is he wishing for? What is he wishing to do? What is he wishing to be? What is he wishing to have? What is he wishing to do with? What is he wishing to do for? What is he wishing to do to?

8. Ask the children to read the opening part of the story to the class. In the opening part of the story, the gingerbread man is made. Ask the children to describe the gingerbread man. What does he look like? What is he made of? What is he wearing? What is he carrying? What is he doing? What is he saying? What is he thinking? What is he feeling? What is he wanting? What is he needing? What is he hoping? What is he dreaming? What is he wishing? What is he wishing for? What is he wishing to do? What is he wishing to be? What is he wishing to have? What is he wishing to do with? What is he wishing to do for? What is he wishing to do to?

9. Ask the children to read the opening part of the story to the class. In the opening part of the story, the gingerbread man is made. Ask the children to describe the gingerbread man. What does he look like? What is he made of? What is he wearing? What is he carrying? What is he doing? What is he saying? What is he thinking? What is he feeling? What is he wanting? What is he needing? What is he hoping? What is he dreaming? What is he wishing? What is he wishing for? What is he wishing to do? What is he wishing to be? What is he wishing to have? What is he wishing to do with? What is he wishing to do for? What is he wishing to do to?

10. Ask the children to read the opening part of the story to the class. In the opening part of the story, the gingerbread man is made. Ask the children to describe the gingerbread man. What does he look like? What is he made of? What is he wearing? What is he carrying? What is he doing? What is he saying? What is he thinking? What is he feeling? What is he wanting? What is he needing? What is he hoping? What is he dreaming? What is he wishing? What is he wishing for? What is he wishing to do? What is he wishing to be? What is he wishing to have? What is he wishing to do with? What is he wishing to do for? What is he wishing to do to?

Suggested lesson plans which offer pre-reading, while-reading and post-reading activities including projects and games.

**Activity Page**

1 Match 1-6 with a-f.

1. say a letter  
2. run more power  
3. do to my knees  
4. fall goodbye  
5. blame somebody  
6. want away  
7. send my best

2 Complete the sentences with the names below.

the Duke of Buckingham D'Artagnan Milady Constance  
King Louis Cardinal Richelieu

\_\_\_\_\_ was brave at La Rochelle, and \_\_\_\_\_ thanked him for his help. \_\_\_\_\_ wanted more power, and he decided to kill \_\_\_\_\_. So, he sent \_\_\_\_\_ to London, but she wanted something in return - she wanted \_\_\_\_\_ dead.

3 Answer these questions. Circle a and b.

1. Who paid the two men to kill d'Artagnan?  
a. The king  
b. Milady



2. Who prepared the delicious food for d'Artagnan?  
a. The musketeers  
b. Milady

3. What did d'Artagnan do with the man the Milady sent?  
a. He let him live.  
b. He put poison in his food.

38

Suggestions for staging a performance of the story including tips for costumes, lists of props and the script.


BRITISH  
AMERICAN



5 LEVELS | BEGINNER TO UPPER-INTERMEDIATE | A1, A2, B1, B2   

# Top Readers

A fascinating new series of classic and original stories which are sure to capture the readers' imagination.



New and exciting worlds that await to be entered!

for the holidays!

## KEY FEATURES (CLASSIC & ORIGINAL STORIES)

- Top Readers aspire to involve Ss from Beginner to Upper-Intermediate in the study of literature and the exploitation of language through interesting texts
- Full-colour illustrations
- Two pages of activities for each chapter, including a variety of comprehension, vocabulary, speaking and writing exercises

## COMPONENTS

-  Student's Book includes Activity Section
-  Separate multilingual glossary
-  \* Teacher's Book
-  Audio CD

### \* Teacher's Book:

- Teacher's Notes
- Step-by-step guidance for teachers
- Factfiles with background information and characters' descriptions
- Games
- Revision Tests
- Key to Tests

# Level 1

**A1.2 (CEFR\*)**  
**Headwords: 400**



## Lisa In New York

Lisa's adventures continue in the Big Apple. After winning an online quiz, Lisa travels to the American metropolis.



## Lisa In China

This time Lisa sets off to China. She explores the country with her new friends and sees its many wonders. From Beijing to Shanghai and Hong Kong, Lisa becomes well acquainted with the Chinese culture.



## The Secret Garden

Mary Lennox is a selfish ten-year-old who lives in India. After her parents' death, she is sent to her uncle's house on the Yorkshire moor, where she finds a new home full of secrets. When Mary discovers a secret garden, she also discovers friendship and love and transforms into a different person.

# Level 2

**A2.1 (CEFR) / KET\*\* (Cambridge)**  
**Headwords: 900**



## 20,000 Leagues Under The Sea

In this classic tale three men in search of a huge and dangerous sea monster suddenly discover that the creature is really a submarine called the *Nautilus*...



## Huck Finn

In the American South, an adventurous boy and a runaway slave escape to find freedom. They sail down the Mississippi on a log raft, but the river is often full of surprises that block their way...



## A Connecticut Yankee In King Arthur's Court

What happens when a nineteenth-century American is mysteriously transferred back in time to King Arthur's Court? Kings and queens, knights and monsters, wicked magicians, they're all there.



## The Railway Children

When Bobbie, Peter, Phyllis and their mother move to the country, near a railway line, a new life full of exciting adventures and new friends begins. However, a terrible secret is about to be revealed.



## A Christmas Carol **New!**

It's Christmas time for everyone, except Ebenezer Scrooge. The grumpy old man hates Christmas; however, three unusual visitors come to his door and, after their visit, Scrooge becomes a different man.



## Alice In Wonderland **New!**

During a boring afternoon in her garden, Alice follows the White Rabbit and sets off on a magical adventure in Wonderland.





# Level 3

A2.2 (CEFR) / KET (Cambridge)

Headwords: 1100



## Oliver Twist

Oliver Twist is a penniless orphan in 1830s England. Will Oliver find happiness and a family, or be doomed to a life with thieves?




## Treasure Island

Jim Hawkins is a young boy working at the family inn. He discovers a treasure map in a dead man's chest and his adventure begins.




## Kidnapped

David Balfour lives quietly with his uncle. He soon realises that the old man seems to be keeping secrets from him.



## Swiss Family Robinson

On their way to Australia, a Swiss family ends up on a remote island, because of a storm. The four boys and their parents use all their skills and craftsmanship to transform the place into a cosy new home.



## Swallows And Amazons

Four children are exploring the Lake District in their sailing boat, the *Swallow*, when they encounter another boat, the *Amazon*. Join the Walker children in this thrilling tale of adventure.



## Black Beauty

Black Beauty starts out as a happy young horse, but he later experiences difficult times. He meets both good and cruel people and manages to keep his gentle nature in spite of many hardships.



# Level 4

**B1 (CEFR) / PET\* (Cambridge)**  
**Headwords: 1200**



## Jekyll And Hyde

Few Victorian mysteries are more haunting and sinister than Dr Jekyll and Mr Hyde.



## The Turn Of The Screw

A new governess comes to a large country house to care for two young children. Small but strange events begin to happen. The new governess tries to find answers, and is pulled deeply into the strange history of Bly house and its inhabitants.



## The African Queen

During World War One, missionary Rose Sayer and mechanic Charlie Allnutt travel down the Ulanga River in a small steamboat, the *African Queen*, to escape the Germans...



## The Coral Island

When three young friends are shipwrecked on an island in the Pacific, they're forced to use all their intelligence and courage to survive. Their tropical paradise is then threatened when dangerous natives and bloodthirsty pirates

arrive on the island, and a thrilling adventure in the South Seas begins.



## David Copperfield

When young David's mother dies, his cruel stepfather sends him to work in a factory in London. The working conditions are appalling and David decides to run away and start a new life in Dover... Join David Copperfield

as he journeys from heartbreak to happiness in this extraordinary tale of courage and determination.



## Wuthering Heights

Wuthering Heights is the powerful tale of the love between Heathcliff, a poor boy, and Catherine, a wealthy young woman. However, Catherine decides to marry her rich neighbour, Edgar Linton, to maintain her social status and reputation. Hurt by her rejection, Heathcliff seeks revenge, with tragic consequences.



## The Man Who Would Be King

Peachey Carnehan and Daniel Dravot, two former British soldiers, decide to travel to Kafiristan to become kings. Their journey is difficult, but the men achieve their goal and manage to become kings and gods in the land of Kafiristan.



## The Lost World

**New!**

Four intrepid adventurers travel to the Amazon jungle to find evidence of living dinosaurs. Trapped on an isolated plateau, the men must battle with terrifying prehistoric creatures and menacing ape-men – will they survive the dangers of the lost world?



## Robinson Crusoe

**New!**

Robinson Crusoe wants to live a life of adventure, so at the age of twenty he leaves his home to become a sailor. After many adventures at sea, he buys a farm in Brazil, and then he decides to journey to Guinea as a tradesman. But a tornado destroys his ship and he finds himself on the beach of an uninhabited island...

# Level 5

**B2 (CEFR) / \*FCE (Cambridge)**  
**Headwords: 1500**



## The Creeping Man

In this exciting Sherlock Holmes adventure, the famous detective's powers of deduction are put to the test when he is called in to investigate the bizarre behaviour of a highly-respected professor...

\*Preliminary English Test

\*Cambridge English: First



### The Tempest

Prospero, former Duke of Milan, has been living with his daughter Miranda on a remote island for fifteen years. When a ship carrying his greatest enemies approaches the island, Prospero has his chance for revenge.



### Moby Dick


When Captain Ahab loses his leg to a white whale named Moby Dick, he devises a plan to destroy the animal – at any cost; but Ahab’s quest for justice ends in tragedy.



### A Midsummer Night's Dream

Hermia and Lysander are in love with each other. However, Demetrius also loves Hermia and Helena loves Demetrius. A fairy named Puck causes a lot of trouble among the couples.


A night of chaos and confusion follows, but with a little magic, order is finally restored.



### The Grapes Of Wrath

In America during the Great Depression, the Joads, a poverty-stricken family from Oklahoma, travel to California in search of a better life. The journey across the country quickly becomes a struggle for survival. This famous

novel examines the troubles of an ordinary family facing extraordinary circumstances during one of America’s darkest times.




### The Count Of Monte Cristo

**New!**

Edmond Dantes spends fourteen years in prison for a crime he has not committed. When he manages to escape, he seeks revenge. As the Count of Monte Cristo, he punishes each

and every one of those who made him suffer.



language carefully adapted to level

realistic, full-colour illustrations stimulate students and help understanding

CHAPTER 4

WE SPENT SEVERAL DAYS ROWING DOWN THE RIVER; ON TWO occasions we had to carry our canoes through the woods to avoid the dangerous rapids. One afternoon, we heard the sound of drums beating in the distance.

'What is that?' I asked.

'War drums,' replied Lord John. 'I've heard them before.'

'Yes,' said Gomez. 'They're war drums... The Indians are watching us; they'll kill us if they can.'

I turned to look at the dark green trees that surrounded us, imagining the eyes of the Indians upon us. The river was as still as glass and emerald in colour, and as we moved slowly along it, our paddles sent a thousand ripples across its shiny surface. Eventually, the sound of the drums faded away.

'No Indians here,' said Gomez. 'They're afraid of *Curupuri*.'

'That's the evil spirit of the cliffs,' explained Lord John.

I nodded, remembering my first conversation with Professor Challenger.


In time, the river became too shallow to navigate, so we hid our canoes in the bushes and continued the rest of our journey on foot. We filled our backpacks with guns, ammunition, blankets, food and other provisions, and made our way north. Two days later, we arrived at an open plain – the red cliffs were clearly visible in the distance.

'There are the cliffs!' I said.

Professor Challenger smiled and said nothing. As we approached the cliffs, we saw trees and bushes on the summit, but no other signs of life. Exhausted from our journey, we set up camp at the foot of the cliffs, and went to sleep.

The next morning, we discussed how we were going to climb to the plateau at the top of the cliffs. 'This side is too steep to climb,' said Challenger, peering up at the cliffs. 'We need to walk around the cliffs and look for a way up.'

The ground at the foot of the cliffs was rocky and broken, and the going was slow and difficult. At around midday, we made a surprising discovery: an old, abandoned campsite. We found empty meat tins and bottles and a newspaper, the *Chicago Democrat*.



comprehension activities

The Lost World, Student's Book

CHAPTER 2

Reading Comprehension

1 Match the two halves of the sentences.

- |  |  |
|--|--|
| 1. Professor Challenger was a large man  | a. on the last page of Maple White's sketchbook.               |
| 2. The professor went to South America   | b. at the village in a state of exhaustion.                    |
| 3. Maple White had arrived               | c. give a talk at eight o'clock that night.                    |
| 4. A sketch of a very strange animal was | d. the professor is telling the truth.                         |
| 5. The professor showed Edward           | e. the wing of a flying reptile of the Jurassic period.        |
| 6. Edward believes that                  | f. with enormous hands which were covered in long black hairs. |
| 7. Professor Challenger was going to     | g. to study the animals of the Amazon.                         |

2 Complete the following sentences with the names in the box.

- |                      |                  |                        |
|----------------------|------------------|------------------------|
| Professor Challenger | Edward Malone    | Maple White            |
| The Indians          | The Indian chief | The professor's butler |
- \_\_\_\_\_ found a letter from the professor on his desk.
  - \_\_\_\_\_ took the professor to a hut to help a sick man.
  - \_\_\_\_\_ opened the door at the professor's house to let Edward in.
  - \_\_\_\_\_ was dressed in rags when he died.
  - \_\_\_\_\_ guided the professor to the red cliffs.
  - \_\_\_\_\_ showed Edward a photo of a strange bird in an enormous tree.

Vocabulary

3 Choose a, b or c to complete the sentences below.

- Her new shoes were quite expensive, but they were made of the finest \_\_\_\_\_.  
a. chalk                      b. leather                      c. paint
- The zoologists are \_\_\_\_\_ the birds' eggs that they found in the forest.  
a. inhabiting                      b. exploring                      c. examining
- You can borrow my paintbrushes, but please do not \_\_\_\_\_ them.  
a. damage                      b. identify                      c. persuade

- I \_\_\_\_\_ with you, Mum; I must study harder next year if I want to get into medical school.  
a. gather                      b. continue                      c. agree
- I really love chocolate cake, but the piece she gave me was \_\_\_\_\_; I couldn't eat it all.  
a. wide                      b. enormous                      c. broad
- My father is a big man with broad \_\_\_\_\_ and large hands and feet.  
a. chest                      b. collarbones                      c. shoulders
- I found this mobile phone in the gym. Does it \_\_\_\_\_ to you, Shelly?  
a. belong                      b. cover                      c. remove

4 Find words in Chapter 2 which mean the same as:

- Moved the head up and down as a sign of understanding \_\_\_\_\_ (page 8)
- Another word for glasses \_\_\_\_\_ (page 8)
- Pieces of old and/or torn cloth \_\_\_\_\_ (page 10)
- A bag that you carry on your back \_\_\_\_\_ (page 10)
- A person \_\_\_\_\_ (page 11)
- Evidence to support the truth of a statement, theory, etc. \_\_\_\_\_ (page 12)

Follow-up activities

5 Discuss.


- How do you think Edward felt on his way to the professor's house? How would you feel? Why?
- What do you think about Professor Challenger's appearance? Would you be as surprised as Edward if you met him?
- Do you think that Maple White really did see a dinosaur? Do you think that it is possible for dinosaurs to exist? Why / Why not?
- The Indians believed there were evil spirits haunting the cliffs. Do you believe in the supernatural? Why / Why not?
- Why do you think that people did not believe Professor Challenger? Are you surprised that Edward believed him? What do you think about the proof he has to support his claim? Is it enough or not?

6 Imagine that you are Edward and you are keeping a diary. Write a page about your interview with Professor Challenger. (100-120 words)

speaking and prediction activities

vocabulary activities

writing activities and projects

BRITISH  
AMERICAN

# Graded Readers

## CLASSIC STORIES

**5 LEVELS** | BEGINNER TO UPPER-INTERMEDIATE | A1, A2, B1, B2   

Enjoyable reading material providing a rich context for language practice.

## ORIGINAL STORIES

**4 LEVELS** | BEGINNER TO INTERMEDIATE | A1, A2, B1   



*Classic and original stories  
which are sure to hook each  
reader's imagination!*

## KEY FEATURES

(CLASSIC & ORIGINAL STORIES)

- Stories which have been carefully graded for each level according to vocabulary, grammatical structures, sentence length and plot complexity
- Full-colour illustrations closely integrated with the text which stimulate learners and facilitate understanding
- The ideal springboard for the development of learners' reading, writing, listening and speaking skills

## COMPONENTS



Student's Book



Activity Book with multilingual glossary



\* Student's Pack



\*\* Teacher's Book



Audio CD

### \* Student's Pack:

- Student's book
- Activity book
- Audio CD

### \*\* Teacher's Book:

- Story book
- Activity book with overprinted answers
- Teacher's notes
- Revision tests
- Key to tests

# Level 1

A1.1 (CEFR\*) - A1.2 (CEFR)  
Headwords: 400-500



## The Happy Prince

A beautiful sad tale unfolds when an unusual friendship between a statue of a prince and a swallow is developed.



## The Table, The Ass And The Stick

The main characters in this amusing fairy tale are a carpenter, his three sons and a naughty goat that has difficulty telling the truth.

# Level 2

A2.1 (CEFR) / KET\*\* (Cambridge)  
Headwords: 900



## The Magic Ring

In this highly entertaining story, three children come upon an enchanted castle and a beautiful princess, who is not what she appears to be.



## Beauty And The Beast

This moving tale of love and devotion tells the story of a rich man and his family. He loves all his children but his youngest child is so pretty that everyone simply calls her Beauty.



## The Wizard Of Oz

This famous fairy tale follows the adventures of Dorothy and her dog, Toto, who are carried away by a twister to the magical land of Oz.



## White Fang

White Fang is a wolf-dog growing up in the cold wilderness of the Canadian North, often facing hunger and the dangers of living in the wild.


# Level 3

A2.2 (CEFR) / KET (Cambridge)  
Headwords: 1100 - 1150




## The Canterville Ghost

In this story, set in Victorian England, a wicked old ghost tries in vain to terrify an American family who have settled in his house.




## The Last Of The Mohicans

In this story, Cora and Alice Munro start a journey through the forest to see their father, Colonel Munro, at Fort William Henry but they face many dangers.



## Excalibur

The story is set in war-ravaged England a long time ago. When the old king is killed, everyone is surprised when a young boy named Arthur shows that he is brave and strong enough to become the country's new king.



## The Mysterious Island

A four-year adventure begins when five men and a dog escape the American Civil War in a hot-air balloon. They find themselves on an unmapped island somewhere in the Pacific Ocean and start a new life there.

# Level 4

B1 (CEFR) / PET\* (Cambridge)  
Headwords: 1200



## Great Expectations

In this classic Dickensian story, the life of an orphan boy named Pip is sealed by his encounter with a convict, his acquaintance with the mysterious Miss Havisham and his great love for Estella.



## Captain Grant's Children

In this classic Jules Verne adventure story, a message that the passengers and crew of the *Duncan* find in a shark's belly launches the search for the missing Captain Grant.




## Frankenstein

Victor Frankenstein works day and night to create his monster, thinking it will be a great advance in the scientific field.



## The Phantom Of The Opera

The beautiful Christine Daae becomes an overnight success at the famous Paris Opera; yet, behind her there is mystery. The Opera house is haunted.



## Dracula

Jonathan Harker visits Count Dracula's castle in Transylvania on business. At the beginning of the journey, he cannot imagine what trouble he's got himself into.

# Level 5

B2 (CEFR) / FCE\*\* (Cambridge)  
Headwords: 1600



## The Picture Of Dorian Gray

When the handsome Dorian Gray has his portrait painted, he jokes that it is unfair for him to grow old and the portrait to stay young.



## The Man In The Iron Mask

The former Musketeers return for yet another adventure. Their motto is still the same: 'All for one and one for all' – but this time the four good friends find themselves on different sides.



\*Preliminary English Test  
\*\*Cambridge English: First



## Level 1

**A1.1 (CEFR)**  
**Headwords: 400**



### Paul And Pierre In Paris

Paul, a young English boy, travels through the Chunnel to Paris. There, he meets his pen-friend Pierre Dupont, Monsieur and Madame Dupont and Pierre's cousin Sylvie.



### Lisa Goes To London

In this story, a young girl goes on a trip to London in order to take part in the final of an international short story competition.

## Level 3

**A2.2 (CEFR) / KET (Cambridge)**  
**Headwords: 1000**



### In The Year Of The Dragon

In this contemporary story, two brothers, Jason and Nicholas, get lost in the midst of Hong Kong's colourful New Year celebrations after Jason's plans are intercepted by his curious younger brother.



### Save The Forest

Christopher Andrews lives in Aylesworth. He finds out that his favourite place, Aylesworth forest, will be cut down to build blocks of flats. He decides that he has to do something to save this beautiful old forest.

## Level 2

**A2.1 (CEFR) / KET (Cambridge)**  
**Headwords: 600 - 800**



### Lisa Visits Loch Ness

Lisa continues her adventures, this time along the banks of the beautiful but mysterious Loch Ness in Scotland.



### The Mix-Up

In this contemporary story, four American teenage musicians are invited to one of the most prestigious music awards in New York and expect to have the time of their lives.


## Level 4

**B1 (CEFR) / PET (Cambridge)**  
**Headwords: 1200 - 1250**



### Back To The Dreamtime

In this contemporary story, Richard, a teenage Aboriginal boy raised in white Australian society, is compelled to come to terms with his past by forces outside his control.



### Lost In The Cave

Three teenage girls, Ellise, Fran and Agnes join a potholers' club in Derbyshire and go with other club members on a trip to the Peak District National Park.

---

# mm publications is part of a bigger family...

**MM Educational Group** is a content creator with a global presence that delivers complete educational solutions. It consists of seven distinct companies that collectively publish educational materials in four subject areas: **English Language Teaching (ELT), Information & Communications Technology (ICT), Maths & Science.**

MM Educational Group is committed to the **spread of knowledge** – a mission which it continuously attains through the provision of localised educational solutions with global standards. Since its foundation in 1974, MM Educational Group has achieved an ever-growing global presence. With offices in 8 countries and distributors in more than 110 countries, its materials and services are now available on every continent. It has published tens of coursebook series, thousands of components, and a wide range of e-learning solutions. In collaboration with ministries, universities, schools, and publishers around the world, it has released hundreds of special editions.

# mm

# educational group

---





## mmpublications

MM Publications is an international publishing house that specialises in ELT books and materials, as well as services to support teachers and educational institutions worldwide. It was established in 1993 but has grown substantially since then. Today, materials by MM Publications are used in state and private schools at all levels of education. In fact, various customised editions have been developed to suit the diverse needs of unique markets.

MM Publications collaborates with highly regarded ELT consultants and teacher trainers around the world, who provide continuous customer support and training services. With offices, agents and distributors in more than 110 countries, MM Publications is a world leader in ELT books and e-learning materials.



## binarylogic

Binary Logic has been at the forefront of technology since 1982, building a global reputation through quality educational resources and support services. The founders of Binary Logic are educators who invested in technology early on, as they recognised the need to enrich the learning experience with new ways and methods of instruction. Hence, they developed a Computing & ICT curriculum for K-12 and tertiary education, changing the way the subject has been taught and learnt over the last 20 years.

Today, Binary Logic collaborates with schools, universities and ministries around the world, in order to provide complete assessment solutions. With a presence in more than 40 countries, it has become a global leader in the field of ICT solutions for schools.



## vectormaths&science

Vector Maths & Science was founded in 2017. Its mission is to nurture learners' inquisitive spirits with innovative, creative and practical materials that encourage them to dive deep into mathematical and scientific ideas in order to develop the necessary skills for success!



## mmschools

MM Schools is the birthplace of MM Educational Group. Since 1974, this state-of-the-art educational institution has offered substantial insights on ELT methodologies. To this day, it continues to be a source of inspiration and provides unique opportunity to pilot educational products with students whose first language is not English.



## combobooks

The marketing department's operation in Greece created a need for local market support. Thus, Combo Books was founded, in 2013, for the sale, promotion, handling and support of products by MM Educational Group in Greece, Cyprus and the Balkans. Today, Combo Books also organises and administers language examinations in collaboration with Palso, Europalso, and the Greek Ministry of Education.



## focusondigitalservices

Focus on Digital Services was founded in 2013 with the purpose of designing and developing books and e-learning materials for students and teachers worldwide. The creative, top notch members of this team deliver both superior quality and contemporary design.



## arguslogistics

In an attempt to achieve optimal efficiency in the delivery of its educational offerings, MM Educational Group introduced Argus Logistics in 2017. The company specialises in the distribution of educational materials around the world, and it directly connects the company with its global network of partners and customers.

**spreading knowledge**

A world map where the landmasses are composed of numerous small, white, stylized icons of books and open pages, set against a dark background.

*Presence*

on all continents

*MM offices*

in 8 countries

*Cooperation*

with Ministries of Education,  
universities, educational institutions, schools,  
educational publishers

*Distributors-Agents*

in more than 110 countries



*more than  
3500 titles*


*Special Editions*

with more than 600 titles  
for specific markets

for China



for Korea



for Morocco



for Turkey



for Germany



for Mexico



for Kazakhstan



for Romania




for the Kingdom of Saudi Arabia



for Peru



for Russia



for Spain



for Poland



international business cooperations  
co-editions • special editions


for Middle East




for Colombia




for Qatar





for Italy




for Serbia



for Albania



for Egypt




international business cooperations  
co-editions • special editions

for Hungary



for Ukraine



# Common European Framework of Reference for Languages (CEFR)

One of the aims of the Common European Framework (CEFR) is to describe the levels of proficiency required by existing standards, tests and examinations in order to facilitate comparisons between different systems of qualifications. For this purpose the CEFR Levels have been developed. The table below summarises the set of proposed CEFR Levels in single holistic paragraphs and provides teachers and curriculum planners with orientation points.

## CEFR LEVELS: Global Scale

Proficient User	C2	Can understand with ease virtually everything heard or read. Can summarise information from different spoken and written sources, reconstructing arguments and accounts in a coherent presentation. Can express himself/herself spontaneously, very fluently and precisely, differentiating finer shades of meaning even in more complex situations.
	C1	Can understand a wide range of demanding, longer texts, and recognise implicit meaning. Can express himself/herself fluently and spontaneously without much obvious searching for expressions. Can use language flexibly and effectively for social, academic and professional purposes. Can produce clear, well-structured, detailed text on complex subjects, showing controlled use of organisational patterns, connectors and cohesive devices.
Independent User	B2	Can understand the main ideas of complex text on both concrete and abstract topics, including technical discussions in his/her field of specialisation. Can interact with a degree of fluency and spontaneity that makes regular interaction with native speakers quite possible without strain for either party. Can produce clear, detailed text on a wide range of subjects and explain a viewpoint on a topical issue giving the advantages and disadvantages of various options.
	B1	Can understand the main points of clear standard input on familiar matters regularly encountered in work, school, leisure, etc. Can deal with most situations likely to arise whilst travelling in an area where the language is spoken. Can produce simple connected text on topics which are familiar or of personal interest. Can describe experiences and events, dreams, hopes and ambitions and briefly give reasons and explanations for opinions and plans.
Basic User	A2	Can understand sentences and frequently used expressions related to areas of most immediate relevance (e.g. very basic personal and family information, shopping, local geography, employment). Can communicate in simple and routine tasks requiring a simple and direct exchange of information on familiar and routine matters. Can describe in simple terms aspects of his/her background, immediate environment and matters in areas of immediate need.
	A1	Can understand and use familiar everyday expressions and very basic phrases aimed at the satisfaction of needs of a concrete type. Can introduce himself/herself and others and can ask and answer questions about personal details such as where he/she lives, people he/she knows and things he/she has. Can interact in a simple way provided the other person talks slowly and clearly and is prepared to help.

*In the previous pages the correspondence of MM Publications books to the CEFR Levels is presented in order to facilitate teachers.*



- 5 Marbles ..... p.123  
 20,000 Leagues Under the Sea ..... p.133
- A**
- African Queen, the ..... p.135  
 Aladdin ..... p.127  
 Ali Baba and the 40 Thieves ..... p.129  
 Alice in Wonderland ..... p.133  
 American Channel ..... p.78  
 American Channel (Split) ..... p.78  
 American Channel Direct ..... p.79  
 American To the Top ..... p.63  
 American To the Top (Split) ..... p.63  
 Around the world in 80 days ..... p.130
- B**
- Baby Brother ..... p.123  
 Back to the Dreamtime ..... p.141  
 Beauty and the Beast ..... p.139  
 Big Shoes ..... p.124  
 Black Ant ..... p.124  
 Black Beauty ..... p.134  
 Blue Skies (Am) ..... p.80
- C**
- Canterville Ghost, the ..... p.139  
 Captain Grant's Children ..... p.140  
 Channel Grammar Handbook ..... p.94  
 Channel Your English (Br) ..... p.76  
 Christmas Carol, a ..... p.133  
 Classic Stories ..... p.138  
 Connecticut Yankee in King  
 Arthur's Court, a ..... p.133  
 Cookie Land ..... p.127  
 Cookies ..... p.123  
 Coral Island, the ..... p.135  
 Creeping Man, the ..... p.135
- D**
- David Copperfield ..... p.135  
 Double Plus ..... p.100  
 Dracula ..... p.140
- E**
- ELT Skills ..... p.117  
 ELT Platform ..... p.116  
 Emperor's Nightingale, the ..... p.128  
 English Trails ..... p.52  
 Enormous Turnip, the ..... p.127  
 Enter the World of Grammar ..... p.89  
 Excalibur ..... p.139  
 Explorer ..... p.58
- F**
- Felix and the Fairy ..... p.127  
 Fox and the Dog, the ..... p.127  
 Frankenstein ..... p.140  
 Full Blast! (Am) ..... p.46  
 Full Blast! (Am-Split) ..... p.47  
 Full Blast! (Br) ..... p.46  
 Full Blast Grammar ..... p.93  
 Full Blast PLUS (Am) ..... p.44  
 Full Blast PLUS (Br) ..... p.44  
 Full Blast PLUS Grammar ..... p.92  
 Funny Phonics (Am/Br) ..... p.14  
 Funny Story, a ..... p.124
- G**
- Get Smart (Am) ..... p.28  
 Get Smart (Am-Split) ..... p.29  
 Get Smart New (Am) ..... p.30  
 Get Smart (Br) ..... p.28  
 Get Smart PLUS ..... p.26  
 Get To the Top Revised Edition  
 (Br) ..... p.64  
 Get To the Top (Br) ..... p.66  
 Gingerbread man, the ..... p.127  
 Go Flyers ..... p.104  
 Go for Preliminary Practice  
 Tests ..... p.106  
 Go Movers ..... p.104  
 Go Starters ..... p.104  
 Graded Readers ..... p.138  
 Grammar and Vocabulary  
 Practice Intermediate ..... p.95  
 ..... p.107  
 Grammar and Vocabulary Practice  
 Upper-Intermediate ..... p.95  
 ..... p.107  
 Grapes of Wrath, the ..... p.136  
 Great Expectations ..... p.140  
 Gulliver in Lilliput ..... p.130
- H**
- Happy Prince, the ..... p.139  
 Heidi ..... p.129  
 Hi Kids! (Am) ..... p.10  
 Hi Kids! (Am-Split) ..... p.11  
 Hi Kids! (Br) ..... p.10  
 Huck Finn ..... p.133
- I**
- IELTS ..... p.109  
 In the Year of the Dragon ..... p.141  
 Interactive Whiteboard  
 Material ..... p.114  
 International Business  
 Cooperations ..... p.142
- J**
- Jasper's Pot of Gold ..... p.127  
 Jekyll and Hyde ..... p.135  
 Jingle's Christmas adventure ..... p.128  
 Jumping Hat, the ..... p.124  
 Junior English Grammar ..... p.90
- K**
- Kidnapped ..... p.134  
 King's New Suit, the ..... p.127
- L**
- (New) Let's Speed Up (Am) ..... p.84  
 Last of the Mohicans, the ..... p.139  
 Let's go home ..... p.123  
 Lisa goes to London ..... p.141  
 Lisa in China ..... p.133  
 Lisa in New York ..... p.133  
 Lisa visits Loch Ness ..... p.141  
 Little Books ..... p.122  
 Live English Grammar ..... p.91  
 Lost in the Cave ..... p.141  
 Lost World, the ..... p.135
- M**
- Magic Ring, the ..... p.139  
 Man in the Iron Mask, the ..... p.140  
 Man who would be King, the ..... p.135  
 Midsummer Night's Dream, a ..... p.136  
 Mix-Up, the ..... p.141  
 MM online placement test ..... p.116  
 MM Practice Tests for the  
 TOE FL IBT exam ..... p.108  
 MM website ..... p.117  
 Moby Dick ..... p.136  
 Monte Cristo, the Count of ..... p.136  
 Mowgli ..... p.129  
 My Family ..... p.123  
 My Red Car ..... p.124  
 Mysterious Island, the ..... p.139
- N**
- Network (a video based  
 course) ..... p.113  
 New Destinations (Am-Split) ..... p.74  
 New Destinations (Br) ..... p.74  
 New Plus ..... p.98  
 New Plus Michigan ..... p.102  
 New Yippee! (Am/Br) ..... p.12
- O**
- Odyssey, the ..... p.130  
 Old House, the ..... p.123  
 Oliver Twist ..... p.134  
 On Track (Am) ..... p.85  
 Open Skies (Am) ..... p.83  
 Original Stories ..... p.140
- P**
- Paul and Pierre in Paris ..... p.141  
 Peter Pan ..... p.129  
 Phantom of the Opera, the ..... p.140  
 Picture of Dorian Gray, the ..... p.140  
 Pinocchio ..... p.127  
 Pioneer (Am) ..... p.70  
 Pioneer (Am-Split) ..... p.70  
 Pioneer (Br) ..... p.68  
 Pioneer (Br-Split) ..... p.68  
 Pioneer Clips & on view ..... p.115  
 Pioneer DVD Video Material ..... p.113  
 Pioneer Grammar ..... p.92  
 Plus Michigan ECCE Practice  
 Tests ..... p.105
- Plus Michigan ECPE Practice  
 Tests ..... p.105  
 Portal to English ..... p.42  
 Portal to English Grammar ..... p.91  
 Pop up (Am) ..... p.36  
 Pop up (Am-Split) ..... p.36  
 Pop up special (Am) ..... p.36  
 Pop up now (Br) ..... p.37  
 Pop up now (Br-Split) ..... p.37  
 Practice Tests for the Cambridge English:  
 First (FCE)  
 Examination ..... p.105  
 Primary Readers ..... p.126  
 Princess and the Frog, the ..... p.127  
 Puss in Boots ..... p.128
- R**
- Railway Children, the ..... p.133  
 Red & Blue ..... p.123
- Robin Hood ..... p.130  
 Robinson Crusoe ..... p.135  
 Rumpelstiltskin ..... p.128
- S**
- Save the Forest ..... p.141  
 Say Yes! (Br) ..... p.67  
 Secret Garden, the ..... p.133  
 Selfish Giant, the ..... p.127  
 Shepherd Boy and the Wolf,  
 the ..... p.128  
 Short-necked Giraffe, the ..... p.129  
 Sleeping Beauty ..... p.128  
 Smart grammar and  
 vocabulary ..... p.88  
 Smart Junior (Br) ..... p.32  
 Snowy ..... p.124  
 Swallows and Amazons ..... p.134  
 Swiss Family Robinson ..... p.134  
 Switch On ..... p.115
- T**
- Take a Look ..... p.115  
 Tempest, the ..... p.136  
 The English Hub (Am-Split) ..... p.54  
 The English Hub (Br) ..... p.54  
 The English Hub (Br-Split) ..... p.55  
 The Table, the Ass and the  
 Stick ..... p.139  
 Theseus and the Minotaur ..... p.130  
 Three Musketeers, the ..... p.130  
 Time Flash (Br) ..... p.34  
 Time Out! ..... p.115  
 Tin Soldier, the ..... p.128  
 To the Top (Br) ..... p.62  
 Tom Sawyer ..... p.130  
 Top Grammar ..... p.94  
 Top Readers ..... p.132  
 Top Stars ..... p.22  
 Toy Party ..... p.123  
 Traveler (Am) ..... p.72  
 Traveler (Am-Split) ..... p.73  
 Traveller (Br) ..... p.72  
 Traveller Grammar ..... p.93  
 Treasure Island ..... p.134  
 Turn of the Screw, the ..... p.135
- U**
- Ugly Duckling, the ..... p.127  
 Use of English B2 ..... p.95  
 ..... p.107
- V**
- Video Master ..... p.115
- W**
- What's On ..... p.112  
 Where's Fluffy? ..... p.123  
 Where's Lucy? ..... p.123  
 White Fang ..... p.139  
 Wishing Fish, the ..... p.129  
 Wizard of Oz, the ..... p.139  
 World Watch ..... p.115  
 Wuthering Heights ..... p.135
- Y**
- Yellow & Green ..... p.123  
 Yellow Ted ..... p.123  
 Young Stars (Am) ..... p.16  
 Young Stars (Br) ..... p.16
- Z**
- Zoom (Br) ..... p.34  
 Zoom in (Br) ..... p.35  
 Zoom In Special ..... p.35

## PRE-PRIMARY & PRIMARY COURSES

<b>Hi kids!</b> <i>(British/American Edition)</i> p. 10	
<b>Hi kids! 1</b>	
Student's Book	978-960-573-708-5
Student's Book <i>(Amer. Edit.)</i>	978-960-573-909-6
Workbook	978-960-573-709-2
Workbook <i>(Amer. Edit.)</i>	978-960-573-910-2
Teacher's Book	978-960-573-710-8
Flashcards	978-960-573-711-5
Class Audio CDs	978-960-573-721-4
Class Audio CDs <i>(Amer. Edit.)</i>	978-618-05-0027-1
Teacher's Resource Pack	978-618-05-0151-3
Teacher's Resource Pack <i>(Amer. Edit.)</i>	978-618-05-0154-4
IWB	978-960-573-723-8
IWB <i>(Amer. Edit.)</i>	978-618-05-0019-6
<b>Hi kids! 2</b>	
Student's Book	978-960-573-713-9
Student's Book <i>(Amer. Edit.)</i>	978-960-573-988-1
Workbook	978-960-573-714-6
Workbook <i>(Amer. Edit.)</i>	978-960-573-989-8
Teacher's Book	978-960-573-715-3
Flashcards	978-960-573-716-0
Class Audio CDs	978-960-573-724-5
Class Audio CDs <i>(Amer. Edit.)</i>	978-618-05-0021-9
Teacher's Resource Pack	978-618-05-0152-0
Teacher's Resource Pack <i>(Amer. Edit.)</i>	978-618-05-0155-1
IWB	978-960-573-726-9
IWB <i>(Amer. Edit.)</i>	978-618-05-0023-3
Alphabet Book 1&2	978-960-573-712-2
Alphabet Book Audio CD/ CD-ROM 1&2	978-960-573-898-3
Alphabet Book Audio CD/ CD-ROM 1&2 <i>(Amer. Edit.)</i>	978-960-573-891-4
<b>Hi kids! 3</b>	
Student's Book	978-960-573-717-7
Student's Book <i>(Amer. Edit.)</i>	978-960-573-990-4
Workbook	978-960-573-718-4
Workbook <i>(Amer. Edit.)</i>	978-960-573-991-1
Teacher's Book	978-960-573-719-1
Flashcards	978-960-573-720-7
Class Audio CDs	978-960-573-727-6
Class Audio CDs <i>(Amer. Edit.)</i>	978-618-05-0024-0
Teacher's Resource Pack	978-618-05-0153-7
Teacher's Resource Pack <i>(Amer. Edit.)</i>	978-618-05-0156-8
IWB	978-960-573-729-0
IWB <i>(Amer. Edit.)</i>	978-618-05-0026-4
Alphabet & Phonics Book 3	978-960-573-875-4
Alphabet & Phonics Book Audio CD/CD-ROM 3	978-618-05-0080-6
Alphabet & Phonics Book Audio CD/CD-ROM 3 <i>(Amer. Edit.)</i>	978-618-05-0081-3
<b>Hi Kids! Split Edition (American Edition)</b> p. 10	
<b>Hi Kids! 1a</b>	
Student's Book	978-618-05-1188-8
Workbook	978-618-05-1189-5
IWB	978-618-05-1258-8
<b>Hi Kids! 1b</b>	
Student's Book	978-618-05-1190-1
Workbook	978-618-05-1191-8
IWB	978-618-05-1259-5
<b>Hi Kids! 2a</b>	
Student's Book	978-618-05-1192-5
Workbook	978-618-05-1193-2
IWB	978-618-05-1260-1
<b>Hi Kids! 2b</b>	
Student's Book	978-618-05-1194-9
Workbook	978-618-05-1195-6
IWB	978-618-05-1261-8
<b>Hi Kids! 3a</b>	
Student's Book	978-618-05-1196-3
Workbook	978-618-05-1197-0
IWB	978-618-05-1262-5
<b>Hi Kids! 3b</b>	
Student's Book	978-618-05-1198-7
Workbook	978-618-05-1199-4
IWB	978-618-05-1263-2
<b>New Yippee!</b> <i>(British/American Edition)</i> p. 12	
<b>New Yippee! Red</b>	
Student's Book	978-960-478-176-8
Fun Book	Included In Student's Book
Teacher's Book	978-960-478-177-5
Flashcards	978-960-478-211-6
Class CDs	978-960-478-271-0
Class CDs American	978-960-478-339-7
IWB	978-960-573-866-2
<b>New Yippee! Green</b>	
Student's Book	978-960-478-203-1
Fun Book	978-960-478-206-2
Teacher's Book	978-960-478-207-9
Flashcards	978-960-478-213-0
Class CDs	978-960-478-275-8
Class CDs American	978-960-478-341-0

IWB	978-960-573-867-9
<b>New Yippee! Blue</b>	
Student's Book	978-960-478-161-4
Fun Book	978-960-478-174-4
Teacher's Book	978-960-478-175-1
Flashcards	978-960-478-212-3
Class CDs	978-960-478-273-4
Class CDs American	978-960-478-343-4
IWB	978-960-573-868-6
<b>Funny Phonics</b> <i>(British/American Edition)</i> p. 14	
<b>Funny Phonics 1</b>	
Student's Book	978-960-478-736-4
Activity Book	978-960-478-818-7
Teacher's Book	978-960-478-830-9
Class CD/CD-ROMS American	978-960-509-149-1
Class CD/CD-ROMS British	978-960-478-878-1
IWB American	978-960-509-718-9
IWB British	978-960-509-309-9
<b>Funny Phonics 2</b>	
Student's Book	978-960-478-737-1
Activity Book	978-960-478-831-6
Teacher's Book	978-960-478-832-3
Class CD/CD-ROMS American	978-960-509-150-7
Class CD/CD-ROMS British	978-960-478-879-8
IWB American	978-960-509-719-6
IWB British	978-960-509-443-0
<b>Funny Phonics 3</b>	
Student's Book	978-960-478-738-8
Activity Book	978-960-478-833-0
Teacher's Book	978-960-478-834-7
Class CD/CD-ROMS American	978-960-509-345-7
Class CD/CD-ROMS British	978-960-478-880-4
IWB American	978-960-509-720-2
IWB British	978-960-509-444-7
<b>Funny Phonics 4</b>	
Student's Book	978-960-478-739-5
Activity Book	978-960-478-835-4
Teacher's Book	978-960-478-836-1
Class CD/CD-ROMS American	978-960-509-452-2
Class CD/CD-ROM British	978-960-478-881-1
IWB American	978-960-509-721-9
IWB British	978-960-509-445-4
<b>Funny Phonics 5</b>	
Student's Book	978-960-478-740-1
Activity Book	978-960-478-837-8
Teacher's Book	978-960-478-838-5
Class CD/CD-ROMS American	978-960-509-453-9
Class CD/CD-ROMS British	978-960-478-882-8
IWB American	978-960-509-722-6
IWB British	978-960-509-446-1
<b>Young Stars (British Edition)</b> p. 16	
<b>Young Stars 1</b>	
Student's Book	978-960-573-754-2
Workbook	978-960-573-755-9
Teacher's Book	978-960-573-756-6
Class CDs	978-618-05-0376-0
TR CD/CD-ROM	978-618-05-0226-8
IWB	978-618-05-0377-7
<b>Young Stars 2</b>	
Student's Book	978-960-573-699-6
Workbook	978-960-573-700-9
Teacher's Book	978-960-573-701-6
Class CDs	978-960-573-738-2
TR CD/CD-ROM	978-618-05-0368-5
IWB	978-960-573-740-5
<b>Young Stars 3</b>	
Student's Book	978-960-573-453-4
Workbook	978-960-573-454-1
Teacher's Book	978-960-573-455-8
Class CDs	978-960-573-741-2
TR CD/CD-ROM	978-618-05-0453-8
IWB	978-960-573-743-6
<b>Young Stars 4</b>	
Student's Book	978-960-573-731-3
Workbook	978-960-573-732-0
Teacher's Book	978-960-573-733-7
Class CDs	978-960-573-744-3
TR CD/CD-ROM	978-618-05-0122-3
IWB	978-960-573-746-7
<b>Young Stars 5</b>	
Student's Book	978-960-573-702-3
Workbook	978-960-573-703-0
Teacher's Book	978-960-573-704-7
Class CDs	978-960-573-747-4
TR CD/CD-ROM	978-618-05-0399-9
IWB	978-960-573-749-8
<b>Young Stars 6</b>	
Student's Book	978-960-573-705-4
Workbook	978-960-573-706-1
Teacher's Book	978-960-573-707-8
Class CDs	978-960-573-750-4
TR CD/CD-ROM	978-618-05-0400-2
IWB	978-960-573-752-8

My Alphabet Book 1	978-618-05-2459-8
My Alphabet Book 1 CD/CD-ROM	978-618-05-2440-6
<b>Young Stars (American Edition)</b> p. 16	
<b>Young Stars 1</b>	
Student's Book	978-618-05-0379-1
Workbook	978-618-05-0380-7
Teacher's Book	978-618-05-0381-4
Class CDs	978-618-05-0420-0
TR CD/CD-ROM	978-618-05-0422-4
IWB	978-618-05-0423-1
<b>Young Stars 2</b>	
Student's Book	978-618-05-0383-8
Workbook	978-618-05-0384-5
Teacher's Book	978-618-05-0385-2
Class CDs	978-618-05-0424-8
TR CD/CD-ROM	978-618-05-0426-2
IWB	978-618-05-0427-9
<b>Young Stars 3</b>	
Student's Book	978-618-05-0387-6
Workbook	978-618-05-0388-3
Teacher's Book	978-618-05-0389-0
Class CDs	978-618-05-0428-6
TR CD/CD-ROM	978-618-05-0430-9
IWB	978-618-05-0431-6
<b>Young Stars 4</b>	
Student's Book	978-618-05-0391-3
Workbook	978-618-05-0392-0
Teacher's Book	978-618-05-0393-7
Class CDs	978-618-05-0432-3
TR CD/CD-ROM	978-618-05-0434-7
IWB	978-618-05-0435-4
<b>Young Stars 5</b>	
Student's Book	978-618-05-0395-1
Workbook	978-618-05-0396-8
Teacher's Book	978-618-05-0397-5
Class CDs	978-618-05-0436-1
TR CD/CD-ROM	978-618-05-0438-5
IWB	978-618-05-0439-2
<b>Young Stars 6</b>	
Student's Book	978-618-05-0415-6
Workbook	978-618-05-0416-3
Teacher's Book	978-618-05-0417-0
Class CDs	978-618-05-0440-8
TR CD/CD-ROM	978-618-05-0442-2
IWB	978-618-05-0443-9
My Alphabet Book 1	978-618-05-2459-8
My Alphabet Book 1 CD/CD-ROM	978-618-05-2440-6
<b>Top Stars (American Edition)</b> p. 22	
<b>Top Stars 1</b>	
Student's Book	978-618-05-1094-2
Workbook	978-618-05-1095-9
Teacher's Book	978-618-05-1288-5
Class CDs	978-618-05-1247-2
TR CD/CD-ROM	978-618-05-1249-6
IWB	978-618-05-1248-9
<b>Top Stars 2</b>	
Student's Book	978-618-05-1096-6
Workbook	978-618-05-1097-3
Teacher's Book	978-618-05-1289-2
Class CDs	978-618-05-1251-9
TR CD/CD-ROM	978-618-05-1253-3
IWB	978-618-05-1252-6
<b>Top Stars 3</b>	
Student's Book	978-618-05-1290-8
Workbook	978-618-05-1291-5
Teacher's Book	978-618-05-1292-2
Class CDs	978-618-05-1255-7
TR CD/CD-ROM	978-618-05-1257-1
IWB	978-618-05-1256-4
<b>Top Stars 4</b>	
Student's Book	978-618-05-1302-8
Workbook	978-618-05-1303-5
Teacher's Book	978-618-05-1304-2
Class CDs	978-618-05-1322-6
TR CD/CD-ROM	978-618-05-1324-0
IWB	978-618-05-1323-3
<b>Top Stars 5</b>	
Student's Book	978-618-05-1305-9
Workbook	978-618-05-1306-6
Teacher's Book	978-618-05-1307-3
Class CDs	978-618-05-1316-5
TR CD/CD-ROM	978-618-05-1318-9
IWB	978-618-05-1317-2
<b>Top Stars 6</b>	
Student's Book	978-618-05-1308-0
Workbook	978-618-05-1309-7
Teacher's Book	978-618-05-1310-3
Class CDs	978-618-05-1319-6
TR CD/CD-ROM	978-618-05-1321-9
IWB	978-618-05-1320-2
My Alphabet Book 1	978-618-05-2459-8
My Alphabet Book 1 CD/CD-ROM	978-618-05-2440-6

**Get Smart Plus (British Edition)** p. 26

<b>Get Smart Plus 1</b>	
Student's Book	978-618-05-2149-8
Workbook	978-618-05-2150-4
Teacher's Book	978-618-05-2222-8
Class CDs	978-618-05-2240-2
Flashcards	978-618-05-2265-5
IWB	978-618-05-2242-6
TR CD-ROM	978-618-05-2243-3
<b>Get Smart Plus 2</b>	
Student's Book	978-618-05-2151-1
Workbook	978-618-05-2224-2
Teacher's Book	978-618-05-2223-5
Class CDs	978-618-05-2244-0
Flashcards	978-618-05-2303-4
IWB	978-618-05-2246-4
TR CD-ROM	978-618-05-2247-1
<b>Get Smart Plus 3</b>	
Student's Book	978-618-05-2152-8
Workbook	978-618-05-2226-6
Teacher's Book	978-618-05-2225-9
Class CDs	978-618-05-2248-8
Flashcards	978-618-05-2339-3
IWB	978-618-05-2250-1
TR CD-ROM	978-618-05-2251-8
<b>Get Smart Plus 4</b>	
Student's Book	978-618-05-2153-5
Workbook	978-618-05-2162-7
Teacher's Book	978-618-05-2227-3
Class CDs	978-618-05-2252-5
Flashcards	978-618-05-2462-8
IWB	978-618-05-2254-9
TR CD-ROM	978-618-05-2255-6
<b>Get Smart Plus 5</b>	
Student's Book	978-618-05-2154-2
Workbook	978-618-05-2229-7
Teacher's Book	978-618-05-2228-0
Class CDs	978-618-05-2256-3
IWB	978-618-05-2258-7
TR CD-ROM	978-618-05-2259-4
<b>Get Smart Plus 6</b>	
Student's Book	978-618-05-2155-9
Workbook	978-618-05-2231-0
Teacher's Book	978-618-05-2230-3
Class CDs	978-618-05-2260-0
IWB	978-618-05-2262-4
TR CD-ROM	978-618-05-2263-1

**Get Smart (British Edition)** p. 28

<b>Get Smart British 1</b>	
Student's Book	978-960-478-841-5
Workbook	978-960-478-842-2
Teacher's Book	978-960-478-843-9
Class CDs	978-960-478-865-1
Flashcards	978-960-443-811-2
IWB	978-960-573-774-0
<b>Get Smart British 2</b>	
Student's Book	978-960-478-844-6
Workbook	978-960-478-845-3
Teacher's Book	978-960-478-846-0
Class CDs	978-960-478-866-8
Flashcards	978-960-443-837-2
IWB	978-960-573-775-7
<b>Get Smart British 3</b>	
Student's Book	978-960-478-847-7
Workbook	978-960-478-848-4
Teacher's Book	978-960-478-849-1
Class CDs	978-960-478-867-5
Flashcards	978-960-443-694-1
IWB	978-960-573-776-4
<b>Get Smart British 4</b>	
Student's Book	978-960-478-850-7
Workbook	978-960-478-851-4
Teacher's Book	978-960-478-852-1
Class CDs	978-960-478-868-2
Flashcards	978-960-443-696-5
IWB	978-960-573-777-1
<b>Get Smart British 5</b>	
Student's Book	978-960-478-853-8
Workbook	978-960-478-854-5
Teacher's Book	978-960-478-855-2
Class CDs	978-960-478-869-9
IWB	978-960-573-778-8
<b>Get Smart British 6</b>	
Student's Book	978-960-478-856-9
Workbook	978-960-478-857-6
Teacher's Book	978-960-478-858-3
Class CDs	978-960-478-870-5
IWB	978-960-573-779-5
My Alphabet Book 1	978-618-05-2459-8
My Alphabet Book 1 CD/CD-ROM	978-618-05-2440-6
TR CD/CD-ROM 1-4	978-960-509-491-1

**TR CD/CD-ROM 4-6** 978-960-509-492-8**New Get Smart (American Edition)** p. 30

<b>New Get Smart 1</b>	
Student's Book	978-618-05-1300-4
Workbook	978-618-05-1301-1
Teacher's Book	978-618-05-1579-4
Class CDs	978-618-05-1557-2
Flashcards	978-618-05-1578-7
TR CD/CD-ROM	978-618-05-1559-6
IWB	978-618-05-1558-9
<b>New Get Smart 2</b>	
Student's Book	978-618-05-1591-6
Workbook	978-618-05-1590-9
Teacher's Book	978-618-05-1589-3
Class CDs	978-618-05-1681-4
Flashcards	978-618-05-1780-4
TR CD/CD-ROM	978-618-05-1685-2
IWB	978-618-05-1684-5
<b>New Get Smart 3</b>	
Student's Book	978-618-05-1765-1
Workbook	978-618-05-1766-8
Teacher's Book	978-618-05-1767-5
Class CDs	978-618-05-1807-8
Flashcards	978-618-05-1812-2
TR CD/CD-ROM	978-618-05-1811-5
IWB	978-618-05-1810-8
<b>New Get Smart 4</b>	
Student's Book	978-618-05-1768-2
Workbook	978-618-05-1769-9
Teacher's Book	978-618-05-1770-5
Class CDs	978-618-05-1959-4
Flashcards	978-618-05-1895-5
TR CD/CD-ROM	978-618-05-1956-3
IWB	978-618-05-2037-8
<b>New Get Smart 5</b>	
Student's Book	978-618-05-1896-2
Workbook	978-618-05-1897-9
Teacher's Book	978-618-05-1898-6
Class CDs	978-618-05-1960-0
TR CD/CD-ROM	978-618-05-1957-0
IWB	978-618-05-2038-5
<b>New Get Smart 6</b>	
Student's Book	978-618-05-1899-3
Workbook	978-618-05-1900-6
Teacher's Book	978-618-05-1901-3
Class CDs	978-618-05-1961-7
TR CD/CD-ROM	978-618-05-1958-7
IWB	978-618-05-2039-2
My Alphabet Book 1	978-618-05-2459-8
My Alphabet Book 1 CD/CD-ROM	978-618-05-2440-6
<b>Get Smart (American Edition)</b> p. 28	
<b>Get Smart 1</b>	
Student's Book	978-960-443-526-5
Workbook	978-960-443-527-2
Teacher's Book	978-960-443-529-6
Class CDs	978-960-443-530-2
Flashcards	978-960-443-811-2
IWB	978-960-573-768-9
<b>Get Smart 2</b>	
Student's Book	978-960-443-532-6
Workbook	978-960-443-533-3
Teacher's Book	978-960-443-534-0
Class CDs	978-960-478-106-5
Flashcards	978-960-443-837-2
IWB	978-960-573-769-6
<b>Get Smart 3</b>	
Student's Book	978-960-443-537-1
Workbook	978-960-443-538-8
Teacher's Book	978-960-443-539-5
Class CDs	978-960-443-540-1
Flashcards	978-960-443-694-1
IWB	978-960-573-770-2
<b>Get Smart 4</b>	
Student's Book	978-960-443-542-5
Workbook	978-960-443-543-2
Teacher's Book	978-960-443-544-9
Class CDs	978-960-478-098-3
Flashcards	978-960-443-696-5
IWB	978-960-573-771-9
<b>Get Smart 5</b>	
Student's Book	978-960-443-547-0
Workbook	978-960-443-548-7
Teacher's Book	978-960-443-549-4
Class CDs	978-960-443-550-0
IWB	978-960-573-772-6
<b>Get Smart 6</b>	
Student's Book	978-960-443-552-4
Workbook	978-960-443-553-1
Teacher's Book	978-960-443-554-8
Class CDs	978-960-443-555-5
IWB	978-960-573-773-3
My Alphabet Book 1	978-618-05-2459-8
My Alphabet Book 1	

**CD/CD-ROM** 978-618-05-2440-6

TR CD/CD-ROM 1-4	978-618-05-1801-6
TR CD/CD-ROM 4-6	978-960-478-122-5

**Get Smart Split Edition** p. 29

<b>Get Smart 1a</b>	
Student's Book	978-960-478-360-1
Workbook	978-960-478-361-8
<b>Get Smart 1b</b>	
Student's Book	978-960-478-362-5
Workbook	978-960-478-363-2
<b>Get Smart 2a</b>	
Student's Book	978-960-478-364-9
Workbook	978-960-478-365-6
<b>Get Smart 2b</b>	
Student's Book	978-960-478-366-3
Workbook	978-960-478-367-0
<b>Get Smart 3a</b>	
Student's Book	978-960-478-368-7
Workbook	978-960-478-369-4
<b>Get Smart 3b</b>	
Student's Book	978-960-478-370-0
Workbook	978-960-478-371-7

**Smart Junior (British Edition)** p. 32

<b>Smart Junior 1</b>	
Student's Book	978-960-443-812-9
Workbook	978-960-443-813-6
Teacher's Book	978-960-443-814-3
Class CDs	978-960-443-816-7
Flashcards	978-960-443-815-0
IWB	978-960-573-783-2
<b>Smart Junior 2</b>	
Student's Book	978-960-443-818-1
Workbook	978-960-443-819-8
Teacher's Book	978-960-443-820-4
Class CDs	978-960-443-822-8
Flashcards	978-960-443-821-1
IWB	978-960-573-784-9
<b>Smart Junior 3</b>	
Student's Book	978-960-443-824-2
Workbook	978-960-443-825-9
Teacher's Book	978-960-443-826-6
Class CDs	978-960-443-828-0
Flashcards	978-960-443-771-9
IWB	978-618-05-0229-9
<b>Smart Junior 4</b>	
Student's Book	978-960-443-830-3
Workbook	978-960-443-831-0
Teacher's Book	978-960-443-832-7
Class CDs	978-960-443-834-1
Flashcards	978-960-443-772-6
IWB	978-618-05-0230-5
<b>Smart Junior 5</b>	
Student's Book	978-960-478-168-3
Workbook	978-960-478-169-0
Teacher's Book	978-960-478-170-6
Class CDs	978-960-478-490-5
IWB	978-960-573-789-4
<b>Smart Junior 6</b>	
Student's Book	978-960-478-539-1
Workbook	978-960-478-540-7
Teacher's Book	978-960-478-541-4
Class CDs	978-960-478-543-8
IWB	978-960-573-790-0
My Alphabet Book	978-960-443-873-0
TR CD/CD-ROM 1-4	978-960-478-101-0
TR CD/CD-ROM 5-6	978-960-478-820-0

**Time Flash (British Edition)** p. 34

<b>Time Flash A</b>	
Student's Book	978-960-379-887-3
Workbook	978-960-379-888-0
Teacher's Book	978-960-379-889-7
Class CDs	978-960-379-893-4
Flashcards	978-960-443-771-9
Abc Book	978-960-443-017-8
Abc CD	978-960-443-018-5
<b>Time Flash B</b>	
Student's Book	978-960-379-897-2
Workbook	978-960-379-898-9
Teacher's Book	978-960-379-899-6
Class CDs	978-960-379-903-0
Flashcards	978-960-443-772-6
Test CD-ROM	978-960-379-894-1
IWB (A&B)	978-960-478-075-4

**Zoom (British Edition)** p. 34

<b>Zoom A</b>	
Student's Book	978-960-379-038-9
Workbook	978-960-379-039-6
Teacher's Book	978-960-379-042-6
Class CDs	978-960-443-997-3
Flashcards	978-960-443-771-9
<b>Zoom B</b>	
Student's Book	978-960-379-048-8
Workbook	978-960-379-049-5

Teacher's Book	978-960-379-052-5
Class CDs	978-960-379-055-6
Flashcards	978-960-443-772-6

<b>Zoom C</b>	
Student's Book	978-960-379-134-8
Workbook	978-960-379-133-1
Teacher's Book	978-960-379-132-4
Class CDs	978-960-379-128-7

<b>Test Booklets CD-ROM (Zoom A, B, C)</b>	
	978-960-379-800-2
Abc Book	978-960-443-017-8
Abc CD	978-960-443-018-5

**Zoom In (British Edition)** p. 35

<b>Zoom In 1</b>	
Student's Book	978-960-379-258-1
Workbook	978-960-379-259-8
Teacher's Book	978-960-379-270-3
Class CDs	978-960-379-262-8
Flashcards	978-960-443-771-9

<b>Zoom In 2</b>	
Student's Book	978-960-379-268-0
Workbook	978-960-379-269-7
Teacher's Book	978-960-379-270-5
Class CDs	978-960-379-272-7
Flashcards	978-960-443-771-9

<b>Zoom In 3</b>	
Student's Book	978-960-379-278-9
Workbook	978-960-379-279-6
Teacher's Book	978-960-379-280-2
Class CDs	978-960-379-282-6
Flashcards	978-960-443-772-6

<b>Zoom In 4</b>	
Student's Book	978-960-379-288-8
Workbook	978-960-379-289-5
Teacher's Book	978-960-379-290-1
Class CDs	978-960-379-292-5
Flashcards	978-960-443-772-6

<b>Zoom In 5</b>	
Student's Book	978-960-379-298-7
Workbook	978-960-379-299-4
Teacher's Book	978-960-379-300-7
Class CDs	978-960-379-302-1

<b>Zoom In 6</b>	
Student's Book	978-960-379-308-3
Workbook	978-960-379-309-0
Teacher's Book	978-960-379-310-6
Class CDs	978-960-379-312-0
Abc Book	978-960-443-017-8
Abc CD	978-960-443-018-5

**Zoom In Special** p. 35

<b>Zoom In Special 1</b>	
Student's Book & Workbook	978-960-443-706-1
<b>Zoom In Special 2</b>	
Student's Book & Workbook	978-960-443-707-8
<b>Zoom In Special 3</b>	
Student's Book & Workbook	978-960-443-708-5
<b>Zoom In Special 4</b>	
Student's Book & Workbook	978-960-443-709-2
<b>Zoom In Special 5</b>	
Student's Book & Workbook	978-960-443-710-8
<b>Zoom In Special 6</b>	
Student's Book & Workbook	978-960-443-711-5
Abc Book	978-960-443-017-8
Abc CD	978-960-443-018-5

**Pop Up (American Edition)** p. 36

<b>Pop Up 1</b>	
Student's Book	978-960-379-172-0
Workbook	978-960-379-173-7
Teacher's Book	978-960-379-174-4
Class CDs	978-960-379-176-8
Flashcards	978-960-443-023-9

<b>Pop Up 2</b>	
Student's Book	978-960-379-182-9
Workbook	978-960-379-183-6
Teacher's Book	978-960-379-184-3

Student's Book	978-960-379-248-2
Workbook	978-960-379-249-9
Teacher's Book	978-960-379-250-5
Class CDs	978-960-379-252-9
My Alphabet Book 1	978-618-05-2459-8
My Alphabet Book 1 CD/CD-ROM	978-618-05-2440-6
<b>Pop Up Split Edition</b>	<i>p. 36</i>
<b>Pop Up 1a</b>	
Student's Book	978-960-379-407-3
Workbook	978-960-379-408-0
Flashcards	978-960-443-023-9
<b>Pop Up 1b</b>	
Student's Book	978-960-379-409-7
Workbook	978-960-379-410-3
Flashcards	978-960-443-023-9
<b>Pop Up 2a</b>	
Student's Book	978-960-379-411-0
Workbook	978-960-379-412-7
Flashcards	978-960-443-024-6
<b>Pop Up 2b</b>	
Student's Book	978-960-379-413-4
Workbook	978-960-379-414-1
Flashcards	978-960-443-024-6
<b>Pop Up 3a</b>	
Student's Book	978-960-379-415-8
Workbook	978-960-379-416-5
<b>Pop Up 3b</b>	
Student's Book	978-960-379-417-2
Workbook	978-960-379-418-9
<b>Pop Up 1a, 1b</b>	
Teacher's Book	978-960-379-174-4
Class CDs	978-960-379-176-8
<b>Pop Up 2a, 2b</b>	
Teacher's Book	978-960-379-184-3
Class CDs	978-960-379-186-7
<b>Pop Up 3a, 3b</b>	
Teacher's Book	978-960-379-208-6
Class CDs	978-960-379-210-9
<b>Pop Up Special</b>	<i>p. 36</i>
<b>Pop Up Special 1a</b>	
Student's Book	978-960-379-403-5
<b>Pop Up Special 1b</b>	
Student's Book	978-960-379-404-2
<b>Pop Up Special 1c</b>	
Student's Book	978-960-379-405-9
<b>Pop Up Special 1d</b>	
Student's Book	978-960-379-406-6
Pop Up 1 Class CDs	978-960-379-176-8
Flashcards	978-960-443-023-9
Teacher's Book	978-960-379-174-4
<b>Pop Up Special 2a</b>	
Student's Book	978-960-379-437-0
<b>Pop Up Special 2b</b>	
Student's Book	978-960-379-438-7
<b>Pop Up Special 2c</b>	
Student's Book	978-960-379-439-4
<b>Pop Up Special 2d</b>	
Student's Book	978-960-379-440-0
Pop Up 2 Class CDs	978-960-379-186-7
Flashcards	978-960-443-024-6
Teacher's Book	978-960-379-184-3
<b>Pop Up Special 3a</b>	
Student's Book	978-960-379-441-7
<b>Pop Up Special 3b</b>	
Student's Book	978-960-379-442-4
<b>Pop Up Special 3c</b>	
Student's Book	978-960-379-443-1
<b>Pop Up Special 3d</b>	
Student's Book	978-960-379-444-8
Pop Up 3 Class CDs	978-960-379-210-9
Teacher's Book	978-960-379-208-6
<b>Pop Up Special 4a</b>	
Student's Book	978-960-379-445-5
<b>Pop Up Special 4b</b>	
Student's Book	978-960-379-446-2
<b>Pop Up Special 4c</b>	
Student's Book	978-960-379-447-9
<b>Pop Up Special 4d</b>	
Student's Book	978-960-379-448-6
Pop Up 4 Class CDs	978-960-379-220-8
Teacher's Book	978-960-379-218-5
<b>Pop Up Special 5a</b>	
Student's Book	978-960-379-449-3
<b>Pop Up Special 5b</b>	
Student's Book	978-960-379-450-9
<b>Pop Up Special 5c</b>	
Student's Book	978-960-379-451-6
<b>Pop Up Special 5d</b>	
Student's Book	978-960-379-452-3
Pop Up 5 Class CDs	978-960-379-242-0
Teacher's Book	978-960-379-240-6
<b>Pop Up Special 6a</b>	
Student's Book	978-960-379-453-0

<b>Pop Up Special 6b</b>	
Student's Book	978-960-379-454-7
<b>Pop Up Special 6c</b>	
Student's Book	978-960-379-455-4
<b>Pop Up Special 6d</b>	
Student's Book	978-960-379-456-1
Pop Up 6 Class CDs	978-960-379-252-9
Teacher's Book	978-960-379-250-5
<b>Pop Up Now (British Edition)</b>	<i>p. 37</i>
<b>Pop Up Now 1</b>	
Student's Book	978-960-379-946-7
Workbook	978-960-379-947-4
Teacher's Book	978-960-379-948-1
Class CDs	978-960-443-874-7
Flashcards	978-960-443-023-9
<b>Pop Up Now 2</b>	
Student's Book	978-960-379-949-8
Workbook	978-960-379-950-4
Teacher's Book	978-960-379-951-1
Class CDs	978-960-443-875-4
Flashcards	978-960-443-024-6
<b>Pop Up Now 3</b>	
Student's Book	978-960-379-952-8
Workbook	978-960-379-953-5
Teacher's Book	978-960-443-876-1
Class CDs	978-960-443-790-6
<b>Pop Up Now 4</b>	
Student's Book	978-960-379-955-9
Workbook	978-960-379-956-6
Teacher's Book	978-960-379-957-3
Class CDs	978-960-379-991-7
<b>Pop Up Now 5</b>	
Student's Book	978-960-379-958-0
Workbook	978-960-379-959-7
Teacher's Book	978-960-379-960-3
Class CDs	978-960-379-999-3
<b>Pop Up Now 6</b>	
Student's Book	978-960-379-961-0
Workbook	978-960-379-962-7
Teacher's Book	978-960-379-963-4
Class CDs	978-960-443-016-1
My Alphabet Book 1	978-618-05-2459-8
My Alphabet Book 1 CD/CD-ROM	978-618-05-2440-6

<b>Pop Up Now Split Edition</b>	<i>p. 37</i>
<b>Pop Up Now 1a</b>	
Student's Book	978-960-443-040-6
Workbook	978-960-379-777-7
Flashcards	978-960-443-023-9
<b>Pop Up Now 1b</b>	
Student's Book	978-960-443-042-0
Workbook	978-960-379-779-1
<b>Pop Up Now 2a</b>	
Student's Book	978-960-443-041-3
Workbook	978-960-379-781-4
Flashcards	978-960-443-024-6
<b>Pop Up Now 2b</b>	
Student's Book	978-960-443-047-5
Workbook	978-960-379-783-8
<b>Pop Up Now 3a</b>	
Student's Book	978-960-443-135-9
Workbook	978-960-379-785-2
<b>Pop Up Now 3b</b>	
Student's Book	978-960-443-136-6
Workbook	978-960-379-787-6
<b>Pop Up Now 1a, 1b</b>	
Teacher's Book	978-960-379-948-1
Class CDs	978-960-443-874-7
<b>Pop Up Now 2a, 2b</b>	
Teacher's Book	978-960-379-951-1
Class CDs	978-960-443-875-4
<b>Pop Up Now 3a, 3b</b>	
Teacher's Book	978-960-379-954-2
Class CDs	978-960-443-876-1

**SECONDARY & ADULT COURSES**

<b>Portal to English (British Edition)</b>	<i>p. 42</i>
<b>Portal to English 1</b>	
Student's book	978-618-05-1040-9
Workbook	978-618-05-1831-3
Teacher's book	978-618-05-1042-3
Grammar Book	978-618-05-1595-4
Class CDs	978-618-05-1329-5
IBW	978-618-05-3200-5
TR CD/CD-ROM	978-618-05-1331-8
<b>Portal to English 2</b>	
Student's book	978-618-05-1043-0
Workbook	978-618-05-2747-6
Teacher's book	978-618-05-1045-4
Grammar Book	978-618-05-1340-0
Class CDs	978-618-05-1332-5
IBW	978-618-05-3201-2

TR CD/CD-ROM	978-618-05-3103-9
<b>Portal to English 3</b>	
Student's Book	978-618-05-1046-1
Workbook	978-618-05-2690-5
Teacher's Book	978-618-05-1048-5
Grammar Book	978-618-05-2695-0
Class CDs	978-618-05-2698-1
IBW	978-618-05-3202-9
TR CD-ROM	978-618-05-2701-8

**Full Blast PLUS (British Edition) p. 44**

<b>Full Blast PLUS 1</b>	
Student's Book	978-618-05-2128-3
Workbook	978-618-05-2133-7
Teacher's Book	978-618-05-2340-9
Class CDs	978-618-05-2280-8
IBW	978-618-05-2282-2
TR CD-ROM	978-618-05-2283-9
<b>Full Blast PLUS 2</b>	
Student's Book	978-618-05-2129-0
Workbook	978-618-05-2325-6
Teacher's Book	978-618-05-2487-1
Class CDs	978-618-05-2284-6
IBW	978-618-05-2286-0
TR CD-ROM	978-618-05-2287-7

<b>Full Blast PLUS 3</b>	
Student's Book	978-618-05-2130-6
Workbook	978-618-05-2326-3
Teacher's Book	978-618-05-2488-8
Class CDs	978-618-05-2288-4
IBW	978-618-05-2290-7
TR CD-ROM	978-618-05-2291-4
<b>Full Blast PLUS 4</b>	
Student's Book	978-618-05-2131-3
Workbook	978-618-05-2134-4
Teacher's Book	978-618-05-2341-6
Class CDs	978-618-05-2292-1
IBW	978-618-05-2294-5
TR CD-ROM	978-618-05-2295-2

<b>Full Blast PLUS B1+</b>	
Student's Book	978-618-05-2135-1
Workbook	978-618-05-2217-4
Teacher's Book	978-618-05-2216-7
Class CDs	978-618-05-2512-0
IBW	978-618-05-2513-7
TR CD-ROM	978-618-05-2514-4
<b>Full Blast PLUS B2</b>	
Student's Book	978-618-05-2132-0
Workbook	978-618-05-2327-0
Teacher's Book	978-618-05-2489-5
Class CDs	978-618-05-2584-7
IBW	978-618-05-2585-4
TR CD-ROM	978-618-05-2586-1

<b>Full Blast PLUS (American Edition) p. 44</b>	
<b>Full Blast Plus Beginners A1.1</b>	
Student's Book	978-618-05-3274-6
Workbook	978-618-05-3275-3
Teacher's Book	978-618-05-3276-0
Class CDs	978-618-05-3488-7
IBW	978-618-05-3489-4
TR CD-ROM	978-618-05-3491-7
<b>Full Blast PLUS Elementary</b>	
Student's Book	978-618-05-3477-1
Workbook	978-618-05-3478-8
Teacher's Book	978-618-05-3476-4
Class CDs	978-618-05-3508-2
IBW	978-618-05-3509-9
TR CD-ROM	978-618-05-3511-2

<b>Full Blast PLUS Pre-Intermediate A2</b>	
Student's Book	978-618-05-3407-8
Workbook	978-618-05-3408-5
Teacher's Book	978-618-05-3409-2
Class CDs	978-618-05-3512-9
IBW	978-618-05-3513-6
TR CD-ROM	978-618-05-3515-0
<b>Full Blast Intermediate B1</b>	
Student's Book	978-618-05-3375-0
Workbook	978-618-05-3376-7
Teacher's Book	978-618-05-3377-4
Class CDs	978-618-05-3504-4
IBW	978-618-05-3505-1
TR CD-ROM	978-618-05-3507-5

<b>Full Blast PLUS B1+</b>	
Student's Book	978-618-05-3277-7
Workbook	978-618-05-3278-4
Teacher's Book	978-618-05-3279-1
Class CDs	978-618-05-3517-4
IBW	978-618-05-3519-8
TR CD-ROM	978-618-05-3519-8

<b>Full Blast (British Edition) p. 46</b>	
<b>Full Blast 1</b>	
Student's Book	978-960-443-877-8

Workbook	978-960-443-878-5
Workbook Teacher's Edit.	978-960-443-879-2
Teacher's Book	978-960-443-880-8
Class CDs	978-960-443-215-4
IBW	978-960-573-791-7
<b>Full Blast 2</b>	
Student's Book	978-960-443-883-3
Workbook	978-960-443-886-0
Workbook Teacher's Edit.	978-960-443-887-7
Teacher's Book	978-960-443-888-4
Class CDs	978-960-478-671-8
IBW	978-960-573-792-4

<b>Full Blast 3</b>	
Student's Book	978-960-443-893-8
Workbook	978-960-443-894-5
Workbook Teacher's Edit.	978-960-443-895-2
Teacher's Book	978-960-443-896-9
Class CDs	978-960-443-900-3
IBW	978-960-573-793-1
<b>Full Blast 4</b>	
Student's Book	978-960-443-901-0
Workbook	978-960-443-902-7
Workbook Teacher's Edit.	978-960-443-903-4
Teacher's Book	978-960-443-904-1
Class CDs	978-960-443-908-9
IBW	978-960-573-794-8

<b>Full Blast B1+</b>	
Student's Book	978-960-509-520-8
Workbook	978-960-509-535-2
Workbook Teacher's Edit.	978-960-509-536-9
Teacher's Book	978-960-509-522-2
Class CDs	978-960-509-543-7
IBW	978-960-509-932-9
<b>Full Blast B2</b>	
Student's Book	978-960-509-538-3
Workbook	978-960-509-540-6
Workbook Teacher's Edit.	978-960-509-541-3
Teacher's Book	978-960-509-539-0
Class CDs	978-960-509-544-4
IBW	978-960-573-443-5

TR CD/CD-ROM 1-3	978-960-573-394-0
TR CD/CD-ROM 3-4	978-960-573-916-4
TR CD/CD-ROM B1+	978-960-509-766-0
TR CD/CD-ROM B2	978-960-573-439-8

<b>Full Blast (American Edition) p. 46</b>	
<b>Full Blast American Beginners A1.1</b>	
Student's Book	978-960-478-922-1
Workbook	978-960-478-924-5
Workbook Teacher's Edit.	978-960-478-925-2
Teacher's Book	978-960-478-923-8
Class CDs	978-960-478-956-6
IBW	978-960-573-657-6
<b>Full Blast American Elementary A1.2</b>	
Student's Book	978-960-478-927-6
Workbook	978-960-478-929-0
Workbook Teacher's Edit.	978-960-478-930-6
Teacher's Book	978-960-478-928-3
Class CDs	978-960-478-957-3
IBW	978-960-573-658-3

<b>Full Blast American Pre-Intermediate A2</b>	
Student's Book	978-960-478-932-0
Workbook	978-960-478-934-4
Workbook Teacher's Edit.	978-960-478-935-1
Teacher's Book	978-960-478-933-7
Class CDs	978-960-478-958-0
IBW	978-960-573-659-0

<b>Full Blast American Intermediate B1</b>	
Student's Book	978-960-478-937-5
Workbook	978-960-478-939-9
Workbook Teacher's Edit.	978-960-478-940-5
Teacher's Book	978-960-478-938-2
Class CDs	978-960-478-959-7
IBW	978-960-573-660-6

<b>Full Blast American B1+</b>	
Student's Book	978-960-478-942-9
Workbook	978-960-478-944-3
Workbook Teacher's Edit.	978-960-478-945-0
Teacher's Book	978-960-478-943-6
Class CDs	978-960-478-960-3
IBW	978-960-573-799-3

--

**Full Blast (American Edition)**

Split edition p. 47

<b>Full Blast Beginners A1.1 a</b>	
Student's Book	978-960-573-018-5
Workbook	978-960-573-020-8
<b>Full Blast Beginners A1.1 b</b>	
Student's Book	978-960-573-019-2
Workbook	978-960-573-021-5
<b>Full Blast Elementary A1.2 a</b>	
Student's Book	978-960-573-022-2
Workbook	978-960-573-024-6
<b>Full Blast Elementary A1.2 b</b>	
Student's Book	978-960-573-023-9
Workbook	978-960-573-025-3
<b>Full Blast Pre-Intermediate A2 a</b>	
Student's Book	978-960-573-230-1
Workbook	978-960-573-231-8
<b>Full Blast Pre-Intermediate A2 b</b>	
Student's Book	978-960-573-232-5
Workbook	978-960-573-233-2
<b>Full Blast Intermediate B1 a</b>	
Student's Book	978-960-573-234-9
Workbook	978-960-573-235-6
<b>Full Blast Intermediate B1 b</b>	
Student's Book	978-960-573-236-3
Workbook	978-960-573-237-0

**English Trails (American Edition)**

p. 52

<b>English Trails 1a</b>	
Student's Book & Workbook	978-618-05-2522-9
Teacher's Book	978-618-05-2523-6
Class CDs	978-618-05-2524-3
TR CD/CD-ROM	978-618-05-2526-7
IWB	978-618-05-2525-0

**English Trails 1b**

Student's Book & Workbook	978-618-05-2878-7
Teacher's Book	978-618-05-2879-4
Class CDs	978-618-05-2527-4
TR CD/CD-ROM	978-618-05-2529-8
IWB	978-618-05-2528-1

**English Trails 2a**

Student's Book & Workbook	978-618-05-2764-3
Teacher's Book	978-618-05-2765-0
Class CDs	978-618-05-2530-4
TR CD/CD-ROM	978-618-05-2532-8
IWB	978-618-05-2531-1

**English Trails 2b**

Student's Book & Workbook	978-618-05-2912-8
Teacher's Book	978-618-05-2913-5
Class CDs	978-618-05-2533-5
TR CD/CD-ROM	978-618-05-2535-9
IWB	978-618-05-2534-2

**English Trails 3a**

Student's Book & Workbook	978-618-05-2876-3
Teacher's Book	978-618-05-2877-0
Class CDs	978-618-05-2536-6
TR CD/CD-ROM	978-618-05-2538-0
IWB	978-618-05-2537-3

**English Trails 3b**

Student's Book & Workbook	978-618-05-2914-2
Teacher's Book	978-618-05-2915-9
Class CDs	978-618-05-2539-7
TR CD/CD-ROM	978-618-05-2541-0
IWB	978-618-05-2540-3

**The English Hub (British Edition)**

p. 54

<b>The English Hub 1</b>	
Student's Book	978-960-509-871-1
Workbook	978-960-509-874-2
Teacher's Book	978-960-509-872-8
Class CDs	978-960-509-861-2
IWB	978-960-573-807-5

**The English Hub 2**

Student's Book	978-960-509-875-9
Workbook	978-960-509-878-0
Teacher's Book	978-960-509-876-6
Class CDs	978-960-509-862-9
IWB	978-960-573-808-2

**The English Hub 3**

Student's Book	978-960-509-879-7
Workbook	978-960-509-882-7
Teacher's Book	978-960-509-880-3
Class CDs	978-960-509-863-6
IWB	978-960-573-809-9
TR CD/CD-ROM	978-960-573-089-5

**The English Hub (British Edition)**

Split edition p. 55

<b>The English Hub 1a</b>	
Student's Book	978-960-573-101-4
Workbook	978-960-573-102-1
<b>The English Hub 1b</b>	
Student's Book	978-960-573-103-8
Workbook	978-960-573-104-5
<b>The English Hub 2a</b>	
Student's Book	978-960-573-105-2
Workbook	978-960-573-106-9

**The English Hub 2b**

Student's Book	978-960-573-107-6
Workbook	978-960-573-108-3

**The English Hub (American Edition)**

p. 54

<b>The English Hub 1a</b>	
Student's Book & Workbook	978-960-509-175-0
Teacher's Book	978-960-509-161-3
Class CDs	978-960-509-331-0

**The English Hub 1b**

Student's Book & Workbook	978-960-509-457-7
Teacher's Book	978-960-509-164-4
Class CDs	978-960-509-461-4

**The English Hub 2a**

Student's Book & Workbook	978-960-509-339-6
Teacher's Book	978-960-509-167-5
Class CDs	978-960-509-384-6

**The English Hub 2b**

Student's Book & Workbook	978-960-509-458-4
Teacher's Book	978-960-509-170-5
Class CDs	978-960-509-462-1

**The English Hub 3a**

Student's Book & Workbook	978-960-509-340-2
Teacher's Book	978-960-509-173-6
Class CDs	978-960-509-385-3

**The English Hub 3b**

Student's Book & Workbook	978-960-509-459-1
Teacher's Book	978-960-509-176-7
Class CDs	978-960-509-463-8

**IWB 1 (a+b)**

978-960-573-801-3

**IWB 2 (a+b)**

978-960-573-802-0

**IWB 3 (a+b)**

978-960-573-803-7

**TR CD/CD-ROM**

978-960-509-704-2

**Explorer (British Edition)**

p. 60

**Explorer Beginners**

Student's Book	978-618-05-1846-7
Workbook	978-618-05-1850-4
Teacher's Book	978-618-05-1882-5
Class CDs	978-618-05-1862-7
IWB	978-618-05-1863-4
TR CD-ROM	978-618-05-1864-1

**Explorer Elementary**

Student's Book	978-618-05-1847-4
Workbook	978-618-05-1856-6
Teacher's Book	978-618-05-1883-2
Class CDs	978-618-05-1865-8
IWB	978-618-05-1866-5
TR CD-ROM	978-618-05-1867-2

**Explorer Pre-Intermediate**

Student's Book	978-618-05-1848-1
Workbook	978-618-05-1857-3
Teacher's Book	978-618-05-1884-9
Class CDs	978-618-05-1868-9
IWB	978-618-05-1869-6
Teacher's Resource	978-618-05-1870-2

**Explorer Intermediate B1**

Student's Book	978-618-05-1849-8
Workbook	978-618-05-1858-0
Teacher's Book	978-618-05-1885-6
Class CDs	978-618-05-1871-9
IWB	978-618-05-1872-6
TR CD-ROM	978-618-05-1873-3

**Explorer Level B2**

Student's Book	978-618-05-2076-7
Workbook	978-618-05-2077-4
Teacher's Book	978-618-05-2078-1
Class CDs	978-618-05-2079-8
IWB	978-618-05-2080-4
TR CD-ROM	978-618-05-2081-1

**To The Top (British Edition)**

p. 62

**To The Top 1**

Student's Book	978-960-379-848-4
Workbook	978-960-379-849-1
Workbook Teacher's Edit.	978-960-379-850-7
Teacher's Book	978-960-379-851-4
Class CDs	978-960-379-857-6
IWB	978-960-573-810-5

**To The Top 2**

Student's Book	978-960-379-861-3
Workbook	978-960-379-862-0
Workbook Teacher's Edit.	978-960-379-863-7
Teacher's Book	978-960-379-864-4
Class CDs	978-960-379-870-5
IWB	978-960-573-811-2

**To The Top 3**

Student's Book	978-960-379-873-6
Workbook	978-960-379-874-3
Workbook Teacher's Edit.	978-960-379-875-0
Teacher's Book	978-960-379-876-7
Class CDs	978-960-379-882-8
IWB	978-960-573-812-9

**To The Top 4**

Student's Book	978-960-379-877-4
Workbook	978-960-379-878-1
Workbook Teacher's Edit.	978-960-379-879-8
Teacher's Book	978-960-379-880-5
Class CDs	978-960-379-886-6
IWB	978-960-573-813-6

**American To The Top (American Edition)**

p. 63

<b>American To The Top Beginners</b>	
Student's Book	978-960-443-865-5
Workbook	978-960-443-866-2
Workbook Teacher's Edit.	978-960-443-197-7
Teacher's Book	978-960-443-198-4
Class CDs	978-960-443-914-0
IWB	978-960-573-814-3
<b>American To The Top Elementary</b>	
Student's Book	978-960-443-867-9
Workbook	978-960-443-868-6
Workbook Teacher's Edit.	978-960-443-201-1
Teacher's Book	978-960-443-202-8
Class CDs	978-960-443-915-7
IWB	978-960-573-815-0
<b>American To The Top Pre-Intermediate</b>	
Student's Book	978-960-443-869-3
Workbook	978-960-443-870-9
Workbook Teacher's Edit.	978-960-443-375-9
Teacher's Book	978-960-443-387-2
Class CDs	978-960-573-570-8
IWB	978-960-573-816-7
<b>American To The Top Intermediate</b>	
Student's Book	978-960-443-871-6
Workbook	978-960-443-872-3
Workbook Teacher's Edit.	978-960-443-401-5
Teacher's Book	978-960-443-402-2
Class CDs	978-960-443-917-1
IWB	978-960-573-817-4
TR CD/CD-ROM (Beginners - Pre-Intermediate)	978-960-478-188-1
TR CD/CD-ROM (Pre-Intermediate - Intermediate B1)	978-960-478-201-7

**American To The Top Split Edition**

p. 63

**American To The Top Beginners A**

Student's Book	978-960-443-195-3
Workbook	978-960-443-196-0

**American To The Top Beginners B**

Student's Book	978-960-443-199-1
Workbook	978-960-443-200-4

**American To The Top Elementary A**

Student's Book	978-960-443-317-9
Workbook	978-960-443-318-6

**American To The Top Elementary B**

Student's Book	978-960-443-319-3
Workbook	978-960-443-320-9

**American To The Top Pre-Intermediate A**

Student's Book	978-960-443-339-1
Workbook	978-960-443-373-5

**American To The Top Pre-Intermediate B**

Student's Book	978-960-443-340-7
Workbook	978-960-443-374-2

**American To The Top Intermediate A**

Student's Book	978-960-443-397-1
Workbook	978-960-443-399-5

**American To The Top Intermediate B**

Student's Book	978-960-443-398-8
Workbook	978-960-443-400-8

**Get To The Top Revised (British Edition)**

p. 64

**Get To The Top 1 Revised edition**

Student's Book	978-618-05-1368-4
Workbook	978-618-05-1370-7
Teacher's Book	978-618-05-1369-1
Class CDs	978-618-05-1392-9
TR CD/CD-ROM	978-618-05-1784-2
IWB	978-618-05-1394-3

**Get To The Top 2 Revised edition**

Student's Book	978-618-05-1371-4
Workbook	978-618-05-1373-8
Teacher's Book	978-618-05-1372-1
Class CDs	978-618-05-1395-0
TR CD/CD-ROM	978-618-05-1785-9
IWB	978-618-05-1397-4

**Get To The Top 3 Revised edition**

Student's Book	978-618-05-1374-5
Workbook	978-618-05-1376-9
Teacher's Book	978-618-05-1375-2
Class CDs	978-618-05-1398-1
TR CD/CD-ROM	978-618-05-1786-6
IWB	978-618-05-1400-1

**Get To The Top 4 Revised edition**

Student's Book	978-618-05-1377-6
Workbook	978-618-05-1379-0
Teacher's Book	978-618-05-1378-3
Class CDs	978-618-05-1401-8
TR CD/CD-ROM	978-618-05-1787-3

**IWB**

978-618-05-1403-2

**Get To The Top (British Edition)**

p. 64

**Get To The Top 1**

Student's Book	978-960-478-254-3
Workbook	978-960-478-255-0
Teacher's Book	978-960-478-283-3
Class CDs	978-960-478-259-8
IWB	978-960-573-818-1

**Get To The Top 2**

Student's Book	978-960-478-256-7
Workbook	978-960-478-257-4
Teacher's Book	978-960-478-284-0
Class CDs	978-960-478-264

Student's Book	978-960-509-903-9	Workbook a	978-618-05-1363-9	TR CD/CD-ROM	(B2 - Advanced C1)	978-960-478-265-9	Student's Book	978-960-509-046-3
Workbook	978-960-509-906-0	Workbook b	978-618-05-1364-6				Workbook	978-960-509-048-7
Teacher's Book	978-960-509-904-6	<b>Pioneer Elementary</b>		<b>Traveler (American Edition)</b>		p. 72	<b>New Destinations American Pre-Intermediate B</b>	
Class CDs	978-960-509-924-4	Student's Book a	978-618-05-1357-8	<b>Traveler American Edition Beginners</b>			Student's Book	978-960-509-047-0
IWB	978-618-05-3105-3	Student's Book b	978-618-05-1358-5	Student's Book	978-960-443-944-7		Workbook	978-960-509-049-4
Videos	978-960-573-895-2	Workbook a	978-618-05-1359-2	Workbook	978-960-443-945-4		<b>New Destinations American Pre-Intermediate</b>	
TR CD/CD-ROM	978-618-05-3124-4	Workbook b	978-618-05-1360-8	Workbook Teacher's Edit.	978-960-443-946-1		Teacher's Book	978-960-509-045-6
<b>Pioneer C1/C1+</b>		<b>Pioneer Pre-Intermediate</b>		Teacher's Book	978-960-443-948-5		Workbook Teacher's Edit.	978-960-509-141-5
Student's Book	978-618-05-1072-0	Student's Book a	978-618-05-1673-9	Class CDs	978-960-443-949-2		Class CDs	978-960-509-016-6
Workbook	978-618-05-1073-7	Student's Book b	978-618-05-1643-2	IWB	978-960-573-834-1		IWB	978-960-573-846-4
		Workbook a	978-618-05-1642-5	<b>Traveler American Edition Elementary</b>			<b>New Destinations American Intermediate A</b>	
		Workbook b	978-618-05-1644-9	Student's Book	978-960-443-954-6		Student's Book	978-960-509-056-2
<b>Pioneer Split Edition (British Edition)</b>	p. 70	<b>Pioneer Intermediate B1</b>		Workbook	978-960-443-955-3		Workbook	978-960-509-058-6
<b>Pioneer B2</b>		Student's Book a	978-618-05-1645-6	Workbook Teacher's Edit.	978-960-443-956-0		<b>New Destinations American Intermediate B</b>	
Student's Book a	978-618-05-1817-7	Student's Book b	978-618-05-1647-0	Teacher's Book	978-960-443-958-4		Student's Book	978-960-509-057-9
Student's Book b	978-618-05-1819-1	Workbook a	978-618-05-1646-3	Class CDs	978-960-509-206-1		Workbook	978-960-509-059-3
Workbook a	978-618-05-1818-4	Workbook b	978-618-05-1648-7	IWB	978-960-573-835-8		<b>New Destinations American Intermediate</b>	
Workbook b	978-618-05-1820-7	<b>Pioneer B1+</b>		<b>Traveler American Edition Pre-Intermediate</b>			Teacher's Book	978-960-509-055-5
<b>Pioneer C1/C1+</b>		Student's Book a	978-618-05-1813-9	Student's Book	978-960-443-964-5		Workbook Teacher's Edit.	978-960-509-138-5
Student's Book a	978-618-05-1075-1	Student's Book b	978-618-05-1815-3	Workbook	978-960-443-965-2		Class CDs	978-960-509-017-3
Student's Book b	978-618-05-1082-9	Workbook a	978-618-05-1814-6	Workbook Teacher's Edit.	978-960-443-966-9		IWB	978-960-573-847-1
Workbook a	978-618-05-1076-8	Workbook b	978-618-05-1816-0	Teacher's Book	978-960-443-968-3		<b>New Destinations American Level B1+ A</b>	
Workbook b	978-618-05-1083-6	<b>Pioneer B2</b>		Class CDs	978-960-443-969-0		Student's Book	978-960-509-066-1
Teacher's Book a	978-618-05-1078-2	Student's Book a	978-618-05-1817-7	IWB	978-960-573-836-5		Workbook	978-960-509-068-5
Teacher's Book b	978-618-05-1085-0	Student's Book b	978-618-05-1819-1	<b>Traveler American Edition Intermediate B1</b>			<b>New Destinations American Level B1+ B</b>	
Class CD a	978-618-05-1070-6	Workbook a	978-618-05-1818-4	Student's Book	978-960-443-974-4		Student's Book	978-960-509-067-8
Class CD b	978-618-05-1071-3	Workbook b	978-618-05-1820-7	Workbook	978-960-443-975-1		Workbook	978-960-509-069-2
IWB a	978-618-05-1079-9	<b>Pioneer C1/C1+</b>		Workbook Teacher's Edit.	978-960-443-976-8		<b>New Destinations American Level B1+</b>	
IWB b	978-618-05-1086-7	Student's Book a	978-618-05-1075-1	Teacher's Book	978-960-443-978-2		Teacher's Book	978-960-509-065-4
TR CD/CD-ROM a	978-618-05-1081-2	Student's Book b	978-618-05-1082-9	Class CDs	978-960-443-979-9		Workbook Teacher's Edit.	978-960-509-139-2
TR CD/CD-ROM b	978-618-05-2075-0	Workbook a	978-618-05-1076-8	IWB	978-960-573-837-2		Class CDs	978-960-509-018-0
		Workbook b	978-618-05-1083-6	<b>Traveler American Edition B1+</b>			IWB	978-960-573-848-8
<b>Pioneer (American Edition)</b>	p. 68	Teacher's Book a	978-618-05-1078-2	Student's Book	978-960-478-484-4		<b>New Destinations American B2 A</b>	
<b>Pioneer Starter</b>		Teacher's Book b	978-618-05-1085-0	Workbook	978-960-478-485-1		Student's Book	978-960-509-086-9
Student's Book	978-618-05-2096-5	Class CD a	978-618-05-1070-6	Workbook Teacher's Edit.	978-960-478-486-8		Workbook	978-960-509-088-3
Workbook	978-618-05-2097-2	Class CD b	978-618-05-1071-3	Teacher's Book	978-960-478-487-5		<b>New Destinations American Level B2 B</b>	
Teacher's Book	978-618-05-2098-9	IWB a	978-618-05-1079-9	Class CDs	978-960-478-489-9		Student's Book	978-960-509-087-6
Class CDs	978-618-05-2100-9	IWB b	978-618-05-1086-7	IWB	978-960-509-319-8		Workbook	978-960-509-089-0
IWB	978-618-05-2102-3	TR CD/CD-ROM a	978-618-05-1081-2	TR CD/CD-ROM	(Beginners - Pre-Intermediate)	978-960-478-159-1	<b>New Destinations American Level B2</b>	
TR CD/CD-ROM	978-618-05-2101-6	TR CD/CD-ROM b	978-618-05-2075-0	TR CD/CD-ROM	(Intermediate B1)	978-960-478-277-2	Workbook Teacher's Edit.	978-960-509-140-8
<b>Pioneer Beginners</b>		<b>Traveller (British Edition)</b>	p. 72	TR CD/CD-ROM (B1+)	978-960-509-215-3		Class CDs	978-960-509-019-7
Student's Book	978-960-509-011-1	<b>Traveller Beginners</b>		<b>Traveler American Split Edition</b>		p. 73	IWB	978-960-573-849-5
Workbook	978-960-509-012-8	Student's Book	978-960-443-565-4	<b>Traveler American Beginners A</b>			TR CD/CD-ROM Beginners - Pre-Intermediate	978-960-509-431-7
Teacher's Book	978-960-509-014-2	Workbook	978-960-443-566-1	Student's Book	978-960-478-757-9		TRCD/CD-ROM	
Class CDs	978-960-509-023-4	Workbook Teacher's Edit.	978-960-443-567-8	Workbook	978-960-478-759-3		Intermediate B1	978-960-509-432-4
IWB	978-618-05-0192-6	Teacher's Book	978-960-443-568-5	<b>Traveler American Beginners B</b>			TR CD/CD-ROM Level B1+	978-960-509-433-1
Videos	978-960-573-196-0	Class CDs	978-960-478-576-6	Student's Book	978-960-478-758-6		TR CD/CD-ROM Level B2	978-960-509-434-8
TR CD/CD-ROM	978-960-509-529-1	IWB	978-960-573-822-8	Workbook	978-960-478-760-9		<b>New Destinations (British Edition)</b>	p. 74
<b>Pioneer Elementary</b>		<b>Traveller Elementary</b>		<b>Traveler American Elementary A</b>			<b>New Destinations Beginners</b>	
Student's Book	978-960-478-884-2	Student's Book	978-960-443-573-9	Student's Book	978-960-478-764-7		Student's Book	978-960-509-959-6
Workbook	978-960-478-890-3	Workbook	978-960-443-574-6	Workbook	978-960-478-766-1		Workbook	978-960-509-961-9
Teacher's Book	978-960-478-902-3	Workbook Teacher's Edit.	978-960-443-575-3	<b>Traveler American Elementary B</b>			Workbook Teacher's Edit.	978-960-509-962-6
Class CDs	978-960-478-914-6	Teacher's Book	978-960-443-576-0	Student's Book	978-960-478-765-4		Teacher's Book	978-960-509-960-2
IWB	978-618-05-3052-0	Class CDs	978-960-478-577-3	Workbook	978-960-478-767-8		Class CDs	978-960-509-967-1
Videos	978-960-573-197-7	IWB	978-960-573-823-5	<b>Traveler American Pre-Intermediate A</b>			IWB	978-618-05-0462-0
TR CD/CD-ROM	978-618-05-3332-3	<b>Traveller Pre-Intermediate</b>		Student's Book	978-960-478-770-8		<b>New Destinations Elementary</b>	
<b>Pioneer Pre-Intermediate</b>		Student's Book	978-960-443-581-4	Workbook	978-960-478-772-2		Student's Book	978-960-509-963-3
Student's Book	978-960-478-885-9	Workbook	978-960-443-582-1	<b>Traveler American Pre-Intermediate B</b>			Workbook	978-960-509-965-7
Workbook	978-960-478-891-0	Workbook Teacher's Edit.	978-960-443-583-8	Student's Book	978-960-478-771-5		Workbook Teacher's Edit.	978-960-509-966-4
Teacher's Book	978-960-478-903-0	Teacher's Book	978-960-443-584-5	Workbook	978-960-478-773-9		Teacher's Book	978-960-509-964-0
Class CDs	978-960-478-915-3	Class CDs	978-960-443-586-9	<b>Traveler American Intermediate A</b>			Class CDs	978-960-509-145-3
IWB	978-618-05-3106-0	IWB	978-960-573-824-2	Student's Book	978-960-478-776-0		IWB	978-618-05-0463-7
Videos	978-960-573-198-4	<b>Traveller Intermediate B1</b>		Workbook	978-960-478-778-4		<b>New Destinations Pre-Intermediate</b>	
TR CD/CD-ROM	978-960-509-946-6	Student's Book	978-960-443-589-0	<b>Traveler American Intermediate B</b>			Student's Book	978-960-509-118-7
<b>Pioneer Intermediate B1</b>		Workbook	978-960-443-590-6	Student's Book	978-960-478-777-7		Workbook	978-960-509-120-0
Student's Book	978-960-478-886-6	Workbook Teacher's Edit.	978-960-443-591-3	Workbook	978-960-478-779-1		Workbook Teacher's Edit.	978-960-509-121-7
Workbook	978-960-478-892-7	Teacher's Book	978-960-443-592-0	<b>New Destinations Split (American Edition)</b>	p. 74		Teacher's Book	978-960-509-119-4
Teacher's Book	978-960-478-904-7	Class CDs	978-960-443-594-4	<b>New Destinations American Beginners A</b>			Class CDs	978-960-509-117-0
Class CDs	978-960-478-916-0	IWB	978-960-573-825-9	Student's Book	978-960-478-987-0		IWB	978-618-05-0464-4
IWB	978-618-05-3453-5	<b>Traveller B1+</b>		Workbook	978-960-478-989-4		<b>New Destinations Intermediate</b>	
Videos	978-960-573-199-1	Student's Book	978-960-443-607-1	<b>New Destinations American Beginners B</b>			Student's Book	978-960-509-155-2
TR CD/CD-ROM	978-618-05-3218-0	Workbook	978-960-443-608-8	Student's Book	978-960-478-991-7		Workbook	978-960-509-157-6
<b>Pioneer B1+</b>		Workbook Teacher's Edit.	978-960-443-609-5	Workbook	978-960-478-992-4		Workbook Teacher's Edit.	978-960-509-158-3
Student's Book	978-960-478-887-3	Teacher's Book	978-960-443-610-1	<b>New Destinations American Beginners</b>			Teacher's Book	978-960-509-156-9
Workbook	978-960-478-893-4	Class CDs	978-960-443-611-8	Teacher's Book	978-960-478-988-7		Class CDs	978-960-509-177-4
Teacher's Book	978-960-478-905-4	IWB	978-618-05-1069-0	Workbook Teacher's Edit.	978-960-509-122-4		IWB	978-960-573-765-8
Class CDs	978-960-478-917-7	<b>Traveller B2</b>		Class CDs	978-960-478-994-8		<b>New Destinations Level B1+</b>	
IWB	978-618-05-0468-2	Student's Book	978-960-443-614-9	IWB	978-960-573-844-0		Student's Book	978-960-509-985-5
Videos	978-960-573-894-5	Workbook	978-960-443-615-6	<b>New Destinations American Elementary A</b>			Workbook	978-960-509-987-9
TR CD/CD-ROM	978-618-05-3405-4	Workbook Teacher's Edit.	978-960-443-616-3	Student's Book	978-960-509-036-4		Workbook Teacher's Edit.	978-960-509-988-6
<b>Pioneer B2</b>		Teacher's Book	978-960-443-617-7	Workbook	978-960-509-038-8		Teacher's Book	978-960-509-986-2
Student's Book	978-960-509-903-9	Class CDs	978-960-478-107-2	<b>New Destinations American Elementary B</b>			Class CDs	978-960-509-982-4
Workbook	978-960-509-906-0	IWB	978-618-05-0891-8	Student's Book	978-960-509-037-1		IWB	978-960-573-842-6
Teacher's Book	978-960-509-904-6	<b>Traveller Advanced C1</b>		Workbook	978-960-509-039-5		<b>New Destinations Level B2</b>	
Class CDs	978-960-509-924-4	Student's Book	978-960-443-623-1	<b>New Destinations American Elementary</b>			Student's Book	978-960-509-075-3
IWB	978-618-05-3105-3	Workbook	978-960-443-624-8	Teacher's Book	978-960-509-035-7		Workbook	978-960-509-077-7
Videos	978-960-573-895-2	Workbook Teacher's Edit.	978-960-443-625-5	Workbook Teacher's Edit.	978-960-509-137-8		Workbook Teacher's Edit.	978-960-509-078-4
TR CD/CD-ROM	978-618-05-3124-4	Teacher's Book	978-960-443-626-2	Class CDs	978-960-509-015-9		Teacher's Book	978-960-509-076-0
<b>Pioneer C1/C1+</b>		Class CDs	978-960-443-628-6	IWB	978-960-573-845-7		Class CDs	978-960-509-147-7
Student's Book	978-618-05-1072-0	TR CD/CD-ROM	(Beginners - Pre-Intermediate)	<b>New Destinations American Pre-Intermediate A</b>			IWB	978-960-573-843-3
Workbook	978-618-05-1073-7	TR CD/CD-ROM	(Intermediate B1)				TR CD/CD-ROM Beginners -	
<b>Pioneer Split Edition (American Edition)</b>	p. 70	TR CD/CD-ROM B1+	978-960-509-178-1					
<b>Pioneer Beginners</b>			978-960-509-179-8					
Student's Book a	978-618-05-1361-5							
Student's Book b	978-618-05-1362-2							

Pre-Intermediate	978-960-509-971-8	Teacher's Book	978-960-443-308-7	Class CDs	978-960-478-439-4	Book 4	978-960-7955-04-3
TRCD/CD-ROM		Class CDs	978-960-443-310-0	IWB	978-960-509-104-0	Book 5	978-960-7955-05-0
Intermediate B1	978-960-509-972-5	IWB	978-960-573-857-0	<b>New Let's Speed Up 3</b>		<b>Enter The World Of Grammar</b>	
TR CD/CD-ROM Level B1+	978-960-509-974-9	<b>American Channel Direct 4</b>		Student's Book	978-960-478-415-8	<b>Teacher's Book</b>	
TR CD/CD-ROM Level B2	978-960-509-976-3	Student's Book	978-960-443-311-7	Teacher's Book	978-960-478-416-5	Book (A, B)	978-960-8536-18-0
<b>Channel your English (British Edition)</b>	<i>p. 27</i>	Workbook	978-960-443-312-4	Class CDs	978-960-478-440-0	Book (1, 2)	978-960-8536-16-6
<b>Channel Your English Beginners</b>		Workbook Teacher's Edit.	978-960-443-313-1	IWB	978-960-478-794-4	Book (3, 4)	978-960-8536-17-3
Student's Book	978-960-379-360-1	Teacher's Book	978-960-443-314-8	<b>New Let's Speed Up 4</b>		Book 5	978-960-7955-22-7
Workbook	978-960-379-361-8	Class CDs	978-960-443-316-2	Student's Book	978-960-478-417-2	<b>Junior English Grammar</b>	<i>p. 90</i>
Workbook Teacher's Edit.	978-960-379-362-5	IWB	978-960-573-857-8	Teacher's Book	978-960-478-418-9	<b>Junior English Grammar Book 1</b>	
Grammar Handbook	978-960-379-704-3	<b>American Channel Direct 5</b>		Class CDs	978-960-478-441-7	Student's Book	978-960-379-317-5
Teacher's Book	978-960-379-363-2	Student's Book	978-960-443-452-7	IWB	978-960-509-467-6	Teacher's Book	978-960-379-353-3
Class CDs	978-960-443-597-5	Workbook	978-960-443-453-4	<b>New Let's Speed Up 5</b>		<b>Junior English Grammar Book 2</b>	
IWB	978-960-573-850-1	Workbook Teacher's Edit.	978-960-443-454-1	Student's Book	978-960-478-419-6	Student's Book	978-960-379-318-2
<b>Channel Your English Elementary</b>		Teacher's Book	978-960-443-455-8	Teacher's Book	978-960-478-420-2	Teacher's Book	978-960-379-354-0
Student's Book	978-960-379-372-4	Class CDs	978-960-443-457-2	Class CDs	978-960-478-442-4	<b>Junior English Grammar Book 3</b>	
Workbook	978-960-379-373-1	IWB	978-960-573-859-4	IWB	978-960-478-795-1	Student's Book	978-960-379-319-9
Workbook Teacher's Edit.	978-960-379-374-8	<b>American Channel Direct 6</b>		<b>On Track (American Edition)</b>	<i>p. 85</i>	Teacher's Book	978-960-379-355-7
Grammar Handbook	978-960-379-705-0	Student's Book	978-960-443-459-6	<b>On Track 1</b>		<b>Junior English Grammar Book 4</b>	
Teacher's Book	978-960-379-375-5	Workbook	978-960-443-460-2	Student's Book & Workbook	978-960-478-027-3	Student's Book	978-960-379-320-5
Class CDs	978-960-443-598-2	Workbook Teacher's Edit.	978-960-443-461-9	Teacher's Book	978-960-478-030-3	Teacher's Book	978-960-379-356-4
IWB	978-960-573-851-8	Teacher's Book	978-960-443-462-6	Class CDs	978-960-478-033-4	<b>Junior English Grammar Book 5</b>	
<b>Channel Your English Pre-Intermediate</b>		Class CDs	978-960-443-464-0	IWB	978-960-509-214-6	Student's Book	978-960-379-344-1
Student's Book	978-960-379-384-7	IWB	978-960-573-860-0	<b>On Track 2</b>		Teacher's Book	978-960-379-357-1
Workbook	978-960-379-385-4	TR CD/CD-ROM	978-960-443-688-0	Student's Book & Workbook	978-960-478-062-4	<b>Junior English Grammar Book 6</b>	
Workbook Teacher's Edit.	978-960-379-386-1	<b>Blue Skies (American Edition)</b>	<i>p. 80</i>	Teacher's Book	978-960-478-063-1	Student's Book	978-960-379-345-8
Grammar Handbook	978-960-379-706-7	<b>Blue Skies 1</b>		Class CDs	978-960-478-064-8	Teacher's Book	978-960-379-358-8
Teacher's Book	978-960-379-387-8	Student's Book	978-618-05-0737-9	IWB	978-960-478-682-4	<b>Live English Grammar</b>	<i>p. 91</i>
Class CDs	978-960-443-599-9	Teacher's Book	978-618-05-0819-2	<b>On Track 3</b>		<b>Live English Grammar Beginners</b>	
IWB	978-960-573-852-5	Class CDs	978-618-05-0828-4	Student's Book & Workbook	978-960-478-066-2	Student's Book	978-960-379-423-3
<b>Channel Your English Intermediate</b>		TR CD/CD-ROM	978-618-05-0830-7	Teacher's Book	978-960-478-067-9	Teacher's Book	978-960-379-424-0
Student's Book	978-960-379-191-1	IWB	978-618-05-0831-4	Class CDs	978-960-478-068-6	<b>Live English Grammar Elementary</b>	
Workbook	978-960-379-192-8	<b>Blue Skies 2</b>		IWB	978-960-478-491-2	Student's Book	978-960-379-425-7
Workbook Teacher's Edit.	978-960-379-193-5	Student's Book	978-618-05-1217-5	<b>On Track 4</b>		Teacher's Book	978-960-379-426-4
Teacher's Book	978-960-379-194-2	Teacher's Book	978-618-05-1218-2	Student's Book & Workbook	978-960-478-070-9	<b>Live English Grammar Pre-Intermediate</b>	
Class CDs	978-960-443-600-2	Class CDs	978-618-05-1239-7	Teacher's Book	978-960-478-071-6	Student's Book	978-960-379-427-1
IWB	978-960-573-853-2	TR CD/CD-ROM	978-618-05-1241-0	Class CDs	978-960-478-072-3	Teacher's Book	978-960-379-428-8
<b>Channel Your English Upper-Intermediate</b>		IWB	978-618-05-1240-3	IWB	978-960-509-105-7	<b>Live English Grammar Intermediate</b>	
Student's Book	978-960-379-226-0	<b>Blue Skies 3</b>		<b>GRAMMAR</b>		Student's Book	978-960-379-429-5
Workbook	978-960-379-227-7	Student's Book	978-618-05-0842-0	<b>Smart Grammar And Vocabulary</b>		Teacher's Book	978-960-379-430-1
Workbook Teacher's Edit.	978-960-379-228-4	Teacher's Book	978-618-05-0843-7	(Primary)	<i>p. 88</i>	TR CD/CD-ROM	
Teacher's Book	978-960-379-229-1	Class CDs	978-618-05-0832-1	<b>Smart Grammar And Vocabulary 1</b>		Beginners - Intermediate	978-960-478-060-0
Class CDs	978-960-443-601-9	TR CD/CD-ROM	978-618-05-0834-5	Student's Book	978-960-443-244-8	<b>Portal to English Grammar</b>	<i>p. 91</i>
IWB	978-960-573-854-9	IWB	978-618-05-0835-2	Teacher's Book	978-960-443-245-5	<b>Portal to English Grammar Beginners</b>	
TR CD/CD-ROM	978-960-478-680-0	<b>Blue Skies 4</b>		Class CD	978-960-443-252-3	Student's Book	978-618-05-1339-4
<b>American Channel (American Edition)</b>	<i>p. 28</i>	Student's Book	978-618-05-1264-9	<b>Smart Grammar And Vocabulary 2</b>		GR CD ROM	978-618-052-875-6
<b>American Channel Beginners</b>		Teacher's Book	978-618-05-1265-6	Student's Book	978-960-443-246-2	<b>Portal to English Grammar Elementary</b>	
Student's Book	978-960-379-608-4	Class CDs	978-618-05-1243-4	Teacher's Book	978-960-443-247-9	Student's Book	978-618-05-1340-0
Workbook	978-960-379-609-1	TR CD/CD-ROM	978-618-05-1245-8	Class CD	978-960-443-253-0	GR CD ROM	978-618-052-031-6
Workbook Teacher's Edit.	978-960-379-610-7	IWB	978-618-05-1244-1	<b>Smart Grammar And Vocabulary 3</b>		<b>Portal to English Grammar Pre-Intermediate</b>	
Grammar Handbook	978-960-379-704-3	<b>Blue Skies 5</b>		Student's Book	978-960-443-248-6	Student's Book	978-618-05-2695-0
Teacher's Book	978-960-379-611-4	Student's Book	978-618-05-1314-1	Teacher's Book	978-960-443-249-3	GR CD ROM	978-618-053-129-9
Class CDs	978-960-379-615-2	Teacher's Book	978-618-05-1315-8	Class CD	978-960-443-254-7	<b>Pioneer Grammar</b>	<i>p. 92</i>
<b>American Channel Elementary</b>		Class CDs	978-618-05-1325-7	<b>Smart Grammar And Vocabulary 4</b>		Beginners	978-618-05-0866-6
Student's Book	978-960-379-620-6	TR CD/CD-ROM	978-618-05-1928-0	Student's Book	978-960-443-250-9	Elementary	978-618-05-0867-3
Workbook	978-960-379-621-3	IWB	978-618-05-1327-1	Teacher's Book	978-960-443-251-6	Pre-Intermediate	978-618-05-0868-0
Workbook Teacher's Edit.	978-960-379-622-0	<b>Open Skies (American Edition)</b>	<i>p. 83</i>	Class CD	978-960-443-255-4	<b>Full Blast PLUS Grammar</b>	<i>p. 92</i>
Grammar Handbook	978-960-379-705-0	<b>Open Skies 1</b>		<b>Smart Grammar And Vocabulary 5</b>		Beginners	978-618-05-2328-7
Teacher's Book	978-960-379-623-7	Student's Book & Workbook	978-960-509-734-9	Student's Book	978-960-443-494-7	Elementary	978-618-05-2329-4
Class CDs	978-960-379-627-5	Teacher's Book	978-960-509-744-8	Teacher's Book	978-960-443-495-4	Pre-Intermediate	978-618-05-2330-0
<b>American Channel Pre-Intermediate</b>		Class CDs	978-960-509-733-2	Class CD	978-960-443-496-1	Intermediate	978-618-05-2331-7
Student's Book	978-960-379-632-9	IWB	978-960-573-667-5	<b>Smart Grammar And Vocabulary 6</b>		<b>Full Blast Grammar</b>	<i>p. 93</i>
Workbook	978-960-379-633-6	<b>Open Skies 2</b>		Student's Book	978-960-443-497-8	<b>Full Blast Grammar Beginners</b>	
Workbook Teacher's Edit.	978-960-379-634-3	Student's Book & Workbook	978-960-509-911-4	Teacher's Book	978-960-443-498-5	Student's Book	978-960-478-166-9
Grammar Handbook	978-960-379-706-7	Teacher's Book	978-960-509-914-5	Class CD	978-960-443-499-2	Teacher's Book	978-960-478-601-5
Teacher's Book	978-960-379-635-0	Class CDs	978-960-509-866-7	<b>Smart Grammar And Vocabulary 7</b>		<b>Full Blast Grammar Elementary</b>	
Class CDs	978-960-379-639-8	IWB	978-960-573-668-2	Student's Book	978-960-443-497-8	Student's Book	978-960-478-167-6
<b>American Channel Intermediate</b>		<b>Open Skies 3</b>		Teacher's Book	978-960-443-498-5	Teacher's Book	978-960-478-602-2
Student's Book	978-960-379-644-2	Student's Book & Workbook	978-960-509-742-4	<b>Smart Grammar And Vocabulary 1a &amp; 1b</b>		<b>Full Blast Grammar Pre-Intermediate</b>	
Workbook	978-960-379-645-9	Teacher's Book	978-960-509-743-1	Student's Book A	978-960-443-446-6	Student's Book	978-960-478-180-5
Workbook Teacher's Edit.	978-960-379-646-6	Class CDs	978-960-509-751-6	Student's Book B	978-960-443-447-3	Teacher's Book	978-960-478-603-9
Teacher's Book	978-960-379-647-3	IWB	978-960-573-669-9	<b>Smart Grammar And Vocabulary 2a &amp; 2b</b>		<b>Full Blast Grammar Intermediate</b>	
Class CDs	978-960-379-651-0	<b>Open Skies 4</b>		Student's Book A	978-960-443-448-0	Student's Book	978-960-478-434-9
TR CD/CD-ROM	978-960-478-735-7	Student's Book & Workbook	978-960-509-912-1	Student's Book B	978-960-443-449-7	Teacher's Book	978-618-050-889-5
<b>American Channel Direct</b>		Teacher's Book	978-960-509-915-2	<b>Smart Grammar And Vocabulary 3a &amp; 3b</b>		<b>Traveller Grammar</b>	<i>p. 93</i>
<b>(American Edition)</b>	<i>p. 28</i>	Class CDs	978-960-509-867-4	Student's Book A	978-960-443-450-3	Beginners	978-960-478-421-9
<b>American Channel Direct 1</b>		IWB	978-960-573-670-5	Student's Book B	978-960-443-451-0	Elementary	978-960-478-422-6
Student's Book	978-960-443-262-2	<b>Open Skies 5</b>		<b>Smart Grammar And Vocabulary 4a &amp; 4b</b>		Pre-Intermediate	978-960-478-423-3
Workbook	978-960-443-263-9	Student's Book & Workbook	978-960-509-913-8	Student's Book A	978-960-443-488-6	TR CD/CD-ROM	978-960-478-812-5
Workbook Teacher's Edit.	978-960-443-266-0	Teacher's Book	978-960-509-916-9	Student's Book B	978-960-443-489-3	<b>Top Grammar</b>	<i>p. 94</i>
Teacher's Book	978-960-443-303-2	Class CDs	978-960-509-868-1	<b>Smart Grammar And Vocabulary 5a &amp; 5b</b>		<b>Top Grammar Beginners</b>	
Class CDs	978-960-443-265-3	IWB	978-960-573-026-0	Student's Book A	978-960-443-490-9	Student's Book	978-960-443-180-9
IWB	978-960-573-855-6	TR CD/CD-ROM 1-4	978-960-573-044-4	Student's Book B	978-960-443-491-6	Teacher's Book	978-960-443-184-7
<b>American Channel Direct 2</b>		TR CD/CD-ROM 5	978-960-573-325-4	<b>Smart Grammar And Vocabulary 6a &amp; 6b</b>		<b>Top Grammar Elementary</b>	
Student's Book	978-960-443-236-3	<b>New Let's Speed Up (American Edition)</b>	<i>p. 84</i>	Student's Book A	978-960-443-492-3	Student's Book	978-960-443-181-6
Workbook	978-960-443-237-0	<b>New Let's Speed Up 1</b>		Student's Book B	978-960-443-493-0	Teacher's Book	978-960-443-185-4
Workbook Teacher's Edit.	978-960-443-267-7	Student's Book	978-960-478-411-0	<b>Enter The World Of Grammar</b>	<i>p. 89</i>	<b>Top Grammar Pre-Intermediate</b>	
Teacher's Book	978-960-443-304-9	Teacher's Book	978-960-478-412-7	Enter The World Of Grammar		Student's Book	978-960-443-182-3
Class CDs	978-960-443-239-4	Class CDs	978-960-478-438-7	Student's Book		Teacher's Book	978-960-443-186-1
IWB	978-960-573-856-3	IWB	978-960-478-793-7	Book A	978-960-7955-14-2	<b>Top Grammar Intermediate</b>	
<b>American Channel Direct 3</b>		<b>New Let's Speed Up 2</b>		Book B	978-960-7955-15-9	Student's Book	978-960-443-407-7
Student's Book	978-960-443-305-6	Student's Book	978-960-478-413-4	Book 1	978-960-7955-01-2	Teacher's Book	978-960-443-408-4
Workbook	978-960-443-306-3	Teacher's Book	978-960-478-414-1	Book 2	978-960-7955-02-9		
Workbook Teacher's Edit.	978-960-443-307-0			Book 3	978-960-7955-03-6		

<b>Channel Grammar Handbook</b>	p. 94
Beginners	978-960-379-704-3
Elementary	978-960-379-705-0
Pre-Intermediate	978-960-379-706-7
Key	978-960-379-803-3

<b>Grammar &amp; Vocabulary Practice Intermediate B1</b>	p. 95
Student's Book	978-960-478-592-6
Teacher's Book	978-960-478-593-3
TR CD/CD-ROM	978-960-509-990-9
<b>Grammar &amp; Vocabulary Practice Upper-Intermediate B2 2nd Edition</b>	
Student's Book	978-960-509-197-2
Teacher's Book	978-960-509-198-9
TR CD/CD-ROM	978-960-509-991-6

<b>Use of English B2</b>	p. 95
Student's Book	978-960-443-928-7
Teacher's Book	978-960-443-929-4

**SKILLS DEVELOPMENT**

<b>New Plus</b>	p. 98
<b>New Plus Beginners</b>	
Student's Book	978-960-379-965-8
Teacher's Book	978-960-379-966-5
Class CDs	978-960-379-986-3
<b>New Plus Elementary</b>	
Student's Book	978-960-379-967-2
Teacher's Book	978-960-379-968-9
Class CDs	978-960-379-985-6
<b>New Plus Pre-Intermediate</b>	
Student's Book	978-960-379-884-2
Teacher's Book	978-960-379-885-9
Class CDs	978-960-379-984-9
<b>New Plus Intermediate</b>	
Student's Book	978-960-379-823-1
Teacher's Book	978-960-379-824-8
Class CDs	978-960-478-638-1
<b>New Plus Upper-Intermediate</b>	
Student's Book	978-960-573-164-9
Teacher's Book	978-960-573-165-6
Class CDs	978-960-573-166-3
<b>New Plus Cambridge FCE</b>	
Student's Book	978-960-573-167-0
Teacher's Book	978-960-573-168-7
Class CDs	978-960-573-169-4
TR CD/CD-ROM (Beginners - Intermediate)	978-960-573-192-2

<b>Double Plus</b>	p. 100
<b>Double Plus Upper-Intermediate</b>	
Student's Book	978-960-573-170-0
Teacher's Book	978-960-573-171-7
Class CDs	978-960-573-172-4
<b>Double Plus B2</b>	
Student's Book	978-960-573-173-1
Teacher's Book	978-960-573-174-8
Class CDs	978-960-573-175-5

<b>New Plus Michigan</b>	p. 101
<b>New Plus Michigan B2</b>	
Student's Book	978-960-509-184-2
Teacher's Book	978-960-509-204-7
Class CDs	978-960-509-199-6
<b>New Plus Michigan Proficiency</b>	
Student's Book	978-960-573-190-8
Teacher's Book	978-960-573-191-5
Class CDs	978-960-443-088-8

<b>EXAMINATIONS</b>	
<b>Go Starters (Updated for 2018)</b>	p. 104
Student's Book	978-618-05-1934-1
Class CDs	978-618-05-1965-5
<b>Go Movers (Updated for 2018)</b>	p. 104
Student's Book	978-618-05-1935-8
Class CDs	978-618-05-1969-3
<b>Go Flyers (Updated for 2018)</b>	p. 104
Student's Book	978-618-05-1935-8
Class CDs	978-618-05-1969-3

<b>Practice Tests for the Cambridge English: First (FCE) Examination</b>	p. 105
Student's Book	978-960-573-441-1
Teacher's Book	978-960-573-442-8
Class CDs	978-960-573-438-1
<b>Plus Michigan ECCE Practice Tests</b>	p. 105
Student's Book	978-960-509-187-3
Teacher's Book	978-960-509-194-1
Audio CDs	978-960-509-200-9
<b>Plus Michigan ECPE Practice Tests</b>	p. 105
Student's Book	978-960-509-188-0
Teacher's Book	978-960-509-196-5
Class CDs	978-960-443-665-1
<b>Go for Preliminary Practice Tests</b>	p. 106
Student's Book	978-618-05-0902-1

<b>Self-study Pack</b>	978-618-05-0945-8
Teacher's Pack	978-618-05-0903-8
<b>Grammar &amp; Vocabulary Practice Intermediate B1</b>	p. 107
Student's Book	978-960-478-592-6
Teacher's Book	978-960-478-593-3
TR CD/CD-ROM	978-960-509-990-9
IWB	978-960-478-976-4
<b>Grammar &amp; Vocabulary Practice Upper-Intermediate B2 2nd Edition</b>	
Student's Book	978-960-509-197-2
Teacher's Book	978-960-509-198-9
TR CD/CD-ROM	978-960-509-991-6
IWB	978-960-509-466-9
<b>Use Of English B2</b>	p. 107
Student's Book	978-960-443-928-7
Teacher's Book	978-960-443-929-4
IWB	978-960-478-688-6
<b>MM Practice Tests for the TOEFL iBT® Exam</b>	p. 108
Student's Book	978-618-05-0343-2
DVD-ROM	978-618-05-0375-3
<b>IELTS Practice Tests</b>	p. 109
Student's Book	978-618-05-0865-9

<b>VIDEO COURSES &amp; ONLINE MATERIAL</b>	
<b>What's On (Primary)</b>	p. 112
<b>What's On? 1</b>	
Activity Book	978-960-443-167-0
Videos (NTSC)	978-960-443-142-7
Videos (PAL)	978-960-443-139-7
<b>What's On? 2</b>	
Activity Book	978-960-443-145-8
Videos (NTSC)	978-960-443-143-4
Videos (PAL)	978-960-443-140-3
<b>What's On? 3</b>	
Activity Book	978-960-443-168-7
Videos (NTSC)	978-960-443-144-1
Videos (PAL)	978-960-443-141-0
<b>What's On? 4</b>	
Activity Book	978-960-443-188-5
Videos (NTSC)	978-960-443-189-2
Videos (PAL)	978-960-443-190-8
Teacher's Guide CD-ROM	978-618-050-314-2
<b>Network - a video-based course (Secondary &amp; Adult)</b>	p. 113
<b>Network - A Video-based Course Beginners</b>	
Activity Book	978-960-478-425-7
Videos	978-960-478-429-5
<b>Network - A Video-based Course Elementary</b>	
Activity Book	978-960-478-426-4
Videos	978-960-478-430-1
<b>Network - A Video-based Course Pre-Intermediate</b>	
Activity Book	978-960-478-427-1
Videos	978-960-478-431-8
<b>Network - A Video-based Course Intermediate</b>	
Activity Book	978-960-478-428-8
Videos	978-960-478-432-5
Teacher's Guide CD-ROM	978-618-050-313-5
<b>Pioneer DVD Video Material (American Edition)</b>	p. 113
Beginners: DVD	978-960-573-196-0
Elementary: DVD	978-960-573-197-7
Pre-Intermediate: DVD	978-960-573-198-4
Intermediate B1: DVD	978-960-573-199-1
B1+: DVD	978-960-573-894-5
B2: DVD	978-960-573-895-2
<b>Pioneer DVD Video Material (British Edition)</b>	p. 114
Beginners: DVD	978-960-573-224-0
Elementary: DVD	978-960-573-225-7
Pre-Intermediate: DVD	978-960-573-226-4
Intermediate B1: DVD	978-960-573-199-1
B1+: DVD	978-960-573-894-5
B2: DVD	978-960-573-895-2

<b>READERS</b>	
<b>Little Books</b>	p. 122
<b>Level 1 (with Audio CD/CD-ROM)</b>	
Red & Blue	978-960-478-311-3
Yellow & Green	978-960-478-312-0
5 Marbles	978-960-478-346-5
Baby Brother	978-960-478-347-2
Cookies	978-960-478-345-8
Where's Lucy?	978-960-478-382-3
<b>Level 2 (with Audio CD/CD-ROM)</b>	
Yellow Ted	978-960-478-387-8
The Old House	978-960-478-388-5
My Family	978-960-478-379-3
Toy Party	978-960-478-381-6
Let's Go Home	978-960-478-380-9
Where's Fluffy?	978-960-478-383-0
<b>Level 3 (with Audio CD/CD-ROM)</b>	
My Red Car	978-960-478-389-2
Black Ant	978-960-478-390-8
Big Shoes	978-960-478-392-2
Jumping Hat	978-960-478-393-9
Snowy	978-960-478-391-5
A Funny Story	978-960-478-436-3
Little Books Teacher's Notes	978-960-478-600-8
<b>Primary Readers</b>	p. 126
<b>Level 1</b>	
<b>Cookie Land</b>	978-960-443-011-6
With Audio CD/CD-ROM	978-960-443-010-9
<b>Cookie Land (Amer. Edit.)</b>	978-960-379-495-0
With Audio CD/CD-ROM	978-960-379-436-3
Teacher's Book	978-960-379-459-2
<b>Jasper's Pot Of Gold</b>	978-960-443-013-0
With Audio CD/CD-ROM	978-960-443-012-3
<b>Jasper's Pot Of Gold (Amer. Edit.)</b>	978-960-379-674-9
With Audio CD/CD-ROM	978-960-379-673-2
Teacher's Book	978-960-379-675-6
<b>The Ugly Duckling</b>	978-960-443-287-5
With Audio CD/CD-ROM	978-960-443-286-8
Teacher's Book	978-960-443-288-2
<b>The Princess &amp; The Frog</b>	978-960-443-466-4
With Audio CD/CD-ROM	978-960-443-467-1
Teacher's Book	978-960-443-468-8
<b>Pinocchio</b>	978-960-478-303-8
With Audio CD/CD-ROM	978-960-478-302-1
Teacher's Book	978-960-478-304-5
<b>The Gingerbread Man</b>	978-618-05-2090-3
With Audio CD/CD-ROM	978-618-05-2516-8
Teacher's Book	978-618-05-2505-2
<b>Level 2</b>	
<b>Aladdin</b>	978-960-443-007-9
With Audio CD/CD-ROM	978-960-443-006-2
<b>Aladdin (Amer. Edit.)</b>	978-960-379-498-1
With Audio CD/CD-ROM	978-960-379-466-0
Teacher's Book	978-960-379-467-7
<b>The King's New Suit</b>	978-960-478-306-9
With Audio CD/CD-ROM	978-960-478-305-2
Teacher's Book	978-960-478-307-6
<b>The Selfish Giant</b>	978-960-443-649-1
With Audio CD/CD-ROM	978-960-443-650-7
Teacher's Book	978-960-443-651-4
<b>The Fox And The Dog</b>	978-960-443-009-3
With Audio CD/CD-ROM	978-960-443-008-6
<b>The Fox And The Dog (Amer. Edit.)</b>	978-960-379-494-3
With Audio CD/CD-ROM	978-960-379-434-9
Teacher's Book	978-960-379-457-8
<b>Felix And The Fairy</b>	978-960-443-300-1
With Audio CD/CD-ROM	978-960-443-299-8
Teacher's Book	978-960-443-301-8
<b>The Enormous Turnip</b>	978-618-05-2091-0
With Audio CD/CD-ROM	978-618-05-2517-5
Teacher's Book	978-618-05-2506-9
<b>Level 3</b>	
<b>Rumpelstiltskin</b>	978-960-443-005-5
With Audio CD/CD-ROM	978-960-443-004-8
<b>Rumpelstiltskin (Amer. Edit.)</b>	978-960-379-499-8
With Audio CD/CD-ROM	978-960-379-469-1
Teacher's Book	978-960-379-470-7
<b>Sleeping Beauty</b>	978-960-443-653-8
With Audio CD/CD-ROM	978-960-443-654-5
Teacher's Book	978-960-443-655-2
<b>The Tin Soldier</b>	978-960-379-998-6
With Audio CD/CD-ROM	978-960-379-997-9
<b>The Tin Soldier (Amer. Edit.)</b>	978-960-379-497-4
With Audio CD/CD-ROM	978-960-379-463-9
Teacher's Book	978-960-379-464-6
<b>Puss In Boots</b>	978-960-443-283-7
With Audio CD/CD-ROM	978-960-443-282-0
Teacher's Book	978-960-443-281-3
<b>The Emperor's Nightingale</b>	978-960-478-309-0
With Audio CD/CD-ROM	978-960-478-308-3
Teacher's Book	978-960-478-310-6
<b>Jingle's Christmas Adventure</b>	
With Audio CD/CD-ROM	978-960-443-036-9
Teacher's Book	978-960-443-052-9
<b>The Shepherd Boy And The Wolf</b>	978-618-05-2092-7
With Audio CD/CD-ROM	978-618-05-2518-2
Teacher's Book	978-618-05-2507-6
<b>Level 4</b>	
<b>Mowgli</b>	978-960-443-003-1

<b>With Audio CD/CD-ROM</b>	978-960-443-002-4
<b>Mowgli (Amer. Edit.)</b>	978-960-379-496-7
With Audio CD/CD-ROM	978-960-379-435-6
Teacher's Book	978-960-379-461-5
<b>The Wishing Fish</b>	978-960-379-832-3
With Audio CD/CD-ROM	978-960-379-831-6
<b>The Wishing Fish (Amer. Edit.)</b>	978-960-379-678-7
With Audio CD/CD-ROM	978-960-379-677-0
Teacher's Book	978-960-379-679-4
<b>Ali Baba &amp; The 40 Thieves</b>	978-960-443-292-9
With Audio CD/CD-ROM	978-960-443-291-2
<b>Ali Baba &amp; The 40 Thieves (Amer. Edit.)</b>	978-960-443-290-5
With Audio CD/CD-ROM	978-960-443-289-9
Teacher's Book	978-960-443-293-6
<b>Peter Pan</b>	978-960-443-434-3
With Audio CD/CD-ROM	978-960-443-435-0
Teacher's Book	978-960-443-438-1
<b>The Short-necked Giraffe</b>	978-960-573-697-2
With Audio CD/CD-ROM	978-960-573-696-5
Teacher's Book	978-960-573-698-9
<b>Heidi</b>	978-618-05-2093-4
With Audio CD/CD-ROM	978-618-05-2519-9
Teacher's Book	978-618-05-2508-3
<b>Level 5</b>	
<b>Theseus &amp; The Minotaur</b>	978-960-443-015-4
With Audio CD/CD-ROM	978-960-443-014-7
<b>Theseus &amp; The Minotaur (Amer. Edit.)</b>	978-960-379-682-4
With Audio CD/CD-ROM	978-960-379-681-7
Teacher's Book	978-960-379-683-1
<b>Tom Sawyer</b>	978-960-379-834-7
With Audio CD/CD-ROM	978-960-379-833-0
<b>Tom Sawyer (Amer. Edit.)</b>	978-960-379-686-2
With Audio CD/CD-ROM	978-960-379-685-5
Teacher's Book	978-960-379-687-9
<b>The Odyssey</b>	978-618-05-0895-6
With Audio CD/CD-ROM	978-618-05-0896-3
Teacher's Book	978-618-05-0897-0
<b>The Three Musketeers</b>	978-618-05-2094-1
With Audio CD/CD-ROM	978-618-05-2520-5
Teacher's Book	978-618-05-2509-0
<b>Level 6</b>	
<b>Gulliver In Lilliput</b>	978-960-379-830-9
With Audio CD/CD-ROM	978-960-379-829-3
<b>Gulliver In Lilliput (Amer. Edit.)</b>	978-960-379-690-9
With Audio CD/CD-ROM	978-960-379-689-3
Teacher's Book	978-960-379-691-6
<b>Robin Hood</b>	978-960-379-815-6
With Audio CD/CD-ROM	978-960-379-814-9
<b>Robin Hood (Amer. Edit.)</b>	978-960-379-694-7
With Audio CD/CD-ROM	978-960-379-693-0
Teacher's Book	978-960-379-695-4
<b>Around The World In Eighty Days</b>	978-618-05-2095-8
With Audio CD/CD-ROM	978-618-05-2521-2
Teacher's Book	978-618-05-2510-6
<b>Top Readers</b>	p. 132
<b>Level 1</b>	
<b>Lisa In New York</b>	
Student's Book	978-960-443-657-6
Teacher's Pack	978-960-443-658-3
Student's Book + CD	978-960-443-661-3
<b>Level 2</b>	
<b>20,000 Leagues Under The Sea</b>	
Student's Book	978-960-443-330-8
Teacher's Pack	978-960-443-331-5
Student's Book + CD	978-960-443-427-5
<b>Huck Finn</b>	
Student's Book	978-960-443-470-1
Teacher's Pack	978-960-443-471-8
Student's Book + CD	978-960-443-663-7
<b>A Connecticut Yankee In King Arthur's Court</b>	
Student's Book	978-960-478-009-9
Teacher's Pack	978-960-478-010-5
Student's Book + CD	978-960-478-028-0
<b>Railway Children</b>	
Student's Book	978-960-478-297-0
Teacher's Pack	978-960-478-298-7
Student's Book + CD	978-960-478-301-4
<b>Lisa In China</b>	
Student's Book	978-960-478-823-1
Teacher's Pack	978-960-478-824-8
Student's Book + CD	978-960-478-826-2
<b>The Secret Garden</b>	
Student's Book	978-618-05-0245-9
Teacher's Pack	978-618-050-679-2

<b>Network - a video-based course (Secondary &amp; Adult)</b>	p. 113
<b>Network - A Video-based Course Beginners</b>	
Activity Book	978-960-478-425-7
Videos	978-960-478-429-5
<b>Network - A Video-based Course Elementary</b>	
Activity Book	978-960-478-426-4
Videos	978-960-478-430-1
<b>Network - A Video-based Course Pre-Intermediate</b>	



Student's Book + CD	978-618-05-0247-3	<b>Robinson Crusoe</b>		Audio CD	978-960-443-165-6	Student's Book	978-960-443-157-1
<b>A Christmas Carol</b>		Student's Book	978-618-05-1205-2	Pack	978-960-443-166-3	Activity Book	978-960-478-385-4
Student's Book	978-618-05-1271-7	Teacher's Pack	978-618-05-1551-0			Teacher's Book	978-960-478-041-9
Teacher's Pack	978-618-05-1553-4	Student's Book + CD	978-618-05-1207-6			Audio CD	978-960-443-160-1
Student's Book + CD	978-618-05-1273-1					Pack	978-960-443-161-8
<b>Alice in Wonderland</b>		<b>Level 5</b>		<b>Level 3</b>		<b>Graded Readers - Original stories</b>	<i>p. 140</i>
Student's Book	978-618-05-1274-8	<b>The Creeping Man</b>		<b>The Canterville Ghost</b>		<b>Level 1</b>	
Teacher's Pack	978-618-05-1554-1	Student's Book	978-960-443-327-8	Student's Book	978-960-379-720-3	<b>Paul And Pierre In Paris</b>	
Student's Book + CD	978-618-05-1276-2	Teacher's Pack	978-960-443-328-5	Activity Book	978-960-478-035-8	Student's Book	978-960-379-079-2
		Student's Book + CD	978-960-443-429-9	Teacher's Book	978-960-478-036-5	Activity Book	978-960-478-148-5
<b>Level 3</b>		<b>The Tempest</b>		Audio CD	978-960-379-746-3	Teacher's Book	978-960-573-562-3
<b>Oliver Twist</b>		Student's Book	978-960-443-482-4	Pack	978-960-379-476-9	Audio CD	978-960-379-331-1
Student's Book	978-960-443-324-7	Teacher's Pack	978-960-443-483-1	<b>The Last Of The Mohicans</b>		Pack	978-960-379-484-4
Teacher's Pack	978-960-443-325-4	Student's Book + CD	978-960-443-723-8	Student's Book	978-960-379-735-7	<b>Lisa Goes To London</b>	
Student's Book + CD	978-960-443-430-5	<b>Moby Dick</b>		Activity Book	978-960-443-961-4	Student's Book	978-960-7955-58-6
<b>Treasure Island</b>		Student's Book	978-960-478-004-4	Teacher's Book	978-960-509-095-1	Activity Book	978-960-478-156-0
Student's Book	978-960-443-474-9	Teacher's Pack	978-960-478-005-1	Audio CD	978-960-379-744-9	Teacher's Book	978-960-478-216-1
Teacher's Pack	978-960-443-475-6	Student's Book + CD	978-960-478-018-1	Pack	978-960-379-472-1	Audio CD	978-960-379-324-3
Student's Book + CD	978-960-443-722-1	<b>A Midsummer Night's Dream</b>		<b>Excalibur</b>		Pack	978-960-379-477-6
<b>Kidnapped</b>		Student's Book	978-960-478-113-3	Student's Book	978-960-443-038-3	<b>Level 2</b>	
Student's Book	978-960-478-022-8	Teacher's Pack	978-960-478-132-4	Activity Book	978-960-478-037-2	<b>Lisa Visits Loch Ness</b>	
Teacher's Pack	978-960-478-023-5	Student's Book + CD	978-960-478-135-5	Teacher's Book	978-960-478-038-9	Student's Book	978-960-379-083-9
Student's Book + CD	978-960-478-029-7	<b>The Grapes of Wrath</b>		Audio CD	978-960-443-045-1	Activity Book	978-960-509-834-6
<b>Swiss Family Robinson</b>		Student's Book	978-960-573-449-7	Pack	978-960-443-054-3	Teacher's Book	978-960-509-835-3
Student's Book	978-960-509-100-2	Teacher's Pack	978-960-573-569-2	<b>The Mysterious Island</b>		Audio CD	978-960-379-332-8
Teacher's Pack	978-960-509-101-9	Student's Book + CD	978-960-573-568-5	Student's Book	978-960-443-152-6	Pack	978-960-379-485-1
Student's Book + CD	978-960-509-163-7	<b>The Count of Monte Cristo</b>		Activity Book	978-960-478-158-4	<b>The Mix-up</b>	
<b>Swallows and Amazons</b>		Student's Book	978-618-05-1208-3	Teacher's Book	978-960-478-172-0	Student's Book	978-960-7955-59-3
Student's Book	978-960-573-176-2	Teacher's Pack	978-618-05-1552-7	Audio CD	978-960-443-155-7	Activity Book	978-960-509-472-0
Teacher's Pack	978-960-573-251-6	Student's Book + CD	978-618-05-1210-6	Pack	978-960-443-156-4	Teacher's Book	978-618-050-890-1
Student's Book + CD	978-960-573-179-3			<b>Level 4</b>		Audio CD	978-960-379-325-0
<b>Black Beauty</b>		<b>Graded Readers - Classic stories</b>	<i>p. 138</i>	<b>Great Expectations</b>		Pack	978-960-379-478-3
Student's Book	978-618-05-0892-5	<b>Level 1</b>		Student's Book	978-960-379-726-5	<b>Level 3</b>	
Teacher's Pack	978-618-05-1548-0	<b>The Table, The Ass And The Stick</b>		Activity Book	978-960-478-204-8	<b>In The Year Of The Dragon</b>	
Student's Book + CD	978-618-05-0894-9	Student's Book	978-960-379-714-2	Teacher's Book	978-960-509-367-9	Student's Book	978-960-7955-72-2
		Activity Book	978-960-478-278-9	Audio CD	978-960-379-748-7	Activity Book	978-960-509-858-2
<b>Level 4</b>		Teacher's Book	978-960-478-629-9	Pack	978-960-379-481-3	Teacher's Book	978-960-7955-74-6
<b>Jekyll And Hyde</b>		Audio CD	978-960-379-745-6	<b>Captain Grant's Children</b>		Audio CD	978-960-379-327-4
Student's Book	978-960-443-333-9	Pack	978-960-379-474-5	Student's Book	978-960-379-732-6	Pack	978-960-379-480-6
Teacher's Pack	978-960-443-334-6	<b>The Happy Prince</b>		Activity Book	978-960-478-632-9	<b>Save The Forest</b>	
Student's Book + CD	978-960-443-428-2	Student's Book	978-960-379-723-4	Teacher's Book	978-960-573-864-8	Student's Book	978-960-379-087-7
<b>The Turn Of The Screw</b>		Activity Book	978-960-478-157-7	Audio CD	978-960-379-747-0	Activity Book	978-960-379-088-4
Student's Book	978-960-478-012-9	Teacher's Book	978-960-478-157-7	Pack	978-960-379-473-8	Teacher's Book	978-960-509-211-5
Teacher's Pack	978-960-478-013-6	Student's Book	978-960-443-971-3	<b>Frankenstein</b>		Audio CD	978-960-379-333-5
Student's Book + CD	978-960-478-019-8	Audio CD	978-960-379-749-4	Student's Book	978-960-379-804-0	Pack	978-960-379-486-8
<b>The African Queen</b>		Pack	978-960-379-482-0	Activity Book	978-960-478-578-0	<b>Level 4</b>	
Student's Book	978-960-443-478-7	<b>Level 2</b>		Teacher's Book	978-960-478-055-6	<b>Back To The Dreamtime</b>	
Teacher's Pack	978-960-443-479-4	<b>The Magic Ring</b>		Audio CD	978-960-379-809-5	Student's Book	978-960-7955-76-0
Student's Book + CD	978-960-443-662-0	Student's Book	978-960-379-717-3	Pack	978-960-379-811-8	Activity Book	978-960-478-171-3
<b>The Man Who Would Be King</b>		Activity Book	978-960-478-591-9	<b>The Phantom Of The Opera</b>		Teacher's Book	978-960-478-162-1
Student's Book	978-960-478-136-2	Teacher's Book	978-960-478-200-0	Student's Book	978-960-443-029-1	Audio CD	978-960-379-326-7
Teacher's Pack	978-960-478-137-9	Audio CD	978-960-379-742-5	Activity Book	978-960-478-020-4	Pack	978-960-379-479-0
Student's Book + CD	978-960-478-140-9	Pack	978-960-379-475-2	Teacher's Book	978-960-478-021-1	<b>Lost In The Cave</b>	
<b>Wuthering Heights</b>		<b>The Wizard Of Oz</b>		Audio CD	978-960-443-044-4	Student's Book	978-960-379-091-4
Student's Book	978-960-478-623-7	Student's Book	978-960-379-729-6	Pack	978-960-443-055-0	Activity Book	978-960-478-630-5
Teacher's Pack	978-960-478-624-4	Activity Book	978-960-478-209-3	<b>Dracula</b>		Teacher's Book	978-960-379-093-8
Student's Book + CD	978-960-478-627-5	Teacher's Book	978-960-478-163-8	Student's Book	978-960-443-147-2	Audio CD	978-960-379-334-2
<b>The Coral Island</b>		Audio CD	978-960-379-743-2	Activity Book	978-960-478-057-0	Pack	978-960-379-487-5
Student's Book	978-960-509-096-8	Pack	978-960-379-483-7	Teacher's Book	978-960-478-054-9	<b>Level 3</b>	
Teacher's Pack	978-960-509-097-5	<b>Beauty And The Beast</b>		Audio CD	978-960-443-150-2	<b>Paul And Pierre In Paris</b>	
Student's Book + CD	978-960-509-160-6	Student's Book	978-960-443-081-9	Pack	978-960-443-151-9	Student's Book	978-960-379-079-2
<b>David Copperfield</b>		Activity Book	978-960-509-471-3	<b>Level 5</b>		Activity Book	978-960-478-148-5
Student's Book	978-960-573-130-4	Teacher's Book	978-960-478-165-2	<b>The Picture Of Dorian Gray</b>		Teacher's Book	978-960-573-562-3
Teacher's Pack	978-960-573-146-5	Audio CD	978-960-443-046-8	Student's Book	978-960-443-028-4	Audio CD	978-960-379-324-3
Student's Book + CD	978-960-573-145-8	Pack	978-960-443-056-7	Activity Book	978-960-478-208-6	Pack	978-960-379-487-5
<b>The Lost World</b>		<b>White Fang</b>		Teacher's Book	978-960-478-164-5	<b>Level 1</b>	
Student's Book	978-618-05-1202-1	Student's Book	978-960-443-162-5	Audio CD	978-960-478-043-7	<b>Paul And Pierre In Paris</b>	
Teacher's Pack	978-618-05-1550-3	Activity Book	978-960-478-149-2	Pack	978-960-443-053-6	Student's Book	978-960-379-079-2
Student's Book + CD	978-618-05-1204-5	Teacher's Book	978-960-478-040-2	<b>The Man In The Iron Mask</b>		Activity Book	978-960-478-148-5

*The product information, as well as any other information included in this catalogue, are based on conditions existing at the time of print and are subject to change without prior notice.*

## Sample Copies

If you would like to inspect any of our books with a view to adopt them, please send a sample copies order form to your nearest MM Publications office, distributor or agent. They will be pleased to provide you with a copy of the desired title (usually the Teacher's edition which includes the Student's book and the answers to the exercises). We regret that neither multiple copies of a book nor sample copies of audio CDs and multimedia can be provided.

## Photocopying

According to the law only a single copy of a part of a book can be made for purposes of private study. The copying of entire books or the making of multiple copies of parts of a book is prohibited.

## USA

us-sales@mmpublications.com

US

## United Kingdom

129 Colney Hatch Lane,  
Muswell Hill  
London N10 1HD

UK

GR

## Greece

(Marketing Department)  
Deligiorgi 58, Alimos,  
GR-174 56  
Tel: +30 210 9953680  
Fax: +30 210 9938393  
sales@mmpublications.com



publications

Quality **ELT** Books  
& e-learning

www.mmpublications.com  
info@mmpublications.com

Distributors *around the world*

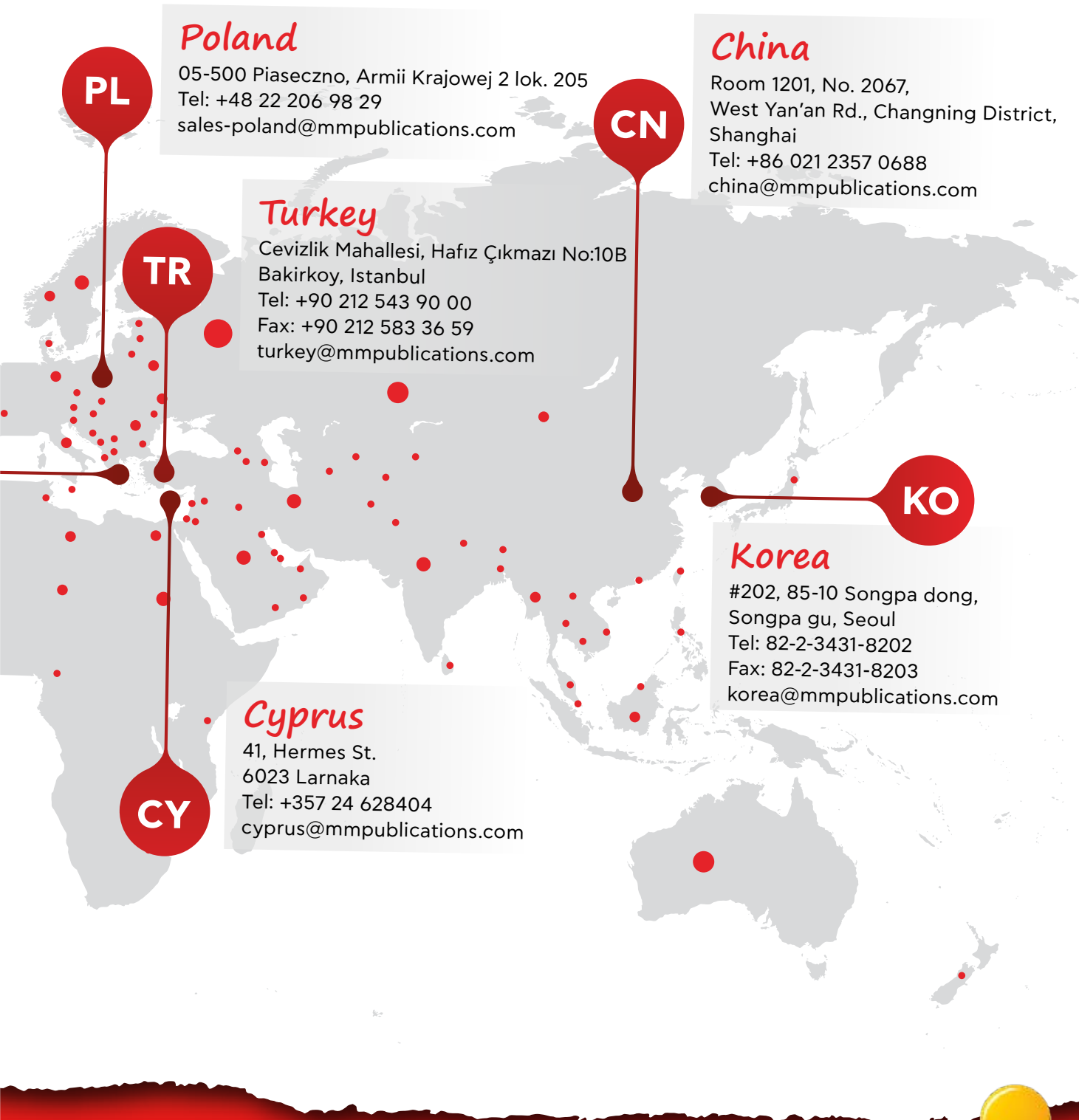
Please contact

## Europe

Albania	Ireland	Serbia
Austria	Italy	Slovakia
Bulgaria	Latvia	Slovenia
Czech Republic	Lithuania	Spain
Denmark	Luxembourg	Sweden
Estonia	Malta	Switzerland
France	Montenegro	Ukraine
Germany	Romania	
Hungary	Russia	

## Middle East/Africa

Algeria	Jordan	Qatar
Bahrain	Kenya	Saudi Arabia
Cameroon	Kuwait	Sudan
Egypt	Lebanon	Syria
Iran	Libya	Tunisia
Iraq	Morocco	UAE
Israel	Nigeria	Yemen
Ivory Coast	Oman	



## Poland

05-500 Piaseczno, Armii Krajowej 2 lok. 205  
Tel: +48 22 206 98 29  
sales-poland@mmpublications.com

## China

Room 1201, No. 2067,  
West Yan'an Rd., Changning District,  
Shanghai  
Tel: +86 021 2357 0688  
china@mmpublications.com

## Turkey

Cevizlik Mahallesi, Hafız Çıkmazı No:10B  
Bakirkoy, Istanbul  
Tel: +90 212 543 90 00  
Fax: +90 212 583 36 59  
turkey@mmpublications.com

## Korea

#202, 85-10 Songpa dong,  
Songpa gu, Seoul  
Tel: 82-2-3431-8202  
Fax: 82-2-3431-8203  
korea@mmpublications.com

## Cyprus

41, Hermes St.  
6023 Larnaka  
Tel: +357 24 628404  
cyprus@mmpublications.com

## Asia/Pacific

Armenia	Indonesia	Pakistan
Australia	Japan	Philippines
Azerbaijan	Kazakhstan	Singapore
Bangladesh	Laos	Sri Lanka
Cambodia	Malaysia	Taiwan
Georgia	Mongolia	Thailand
Hong Kong	Myanmar	Vietnam
India	New Zealand	

## Americas

Argentina	Costa Rica	Nicaragua
Bolivia	Dominican Republic	Panama
Brazil	El Salvador	Paraguay
Canada	Ecuador	Peru
Caribbean Region	Guatemala	Puerto Rico
Chile	Honduras	Uruguay
Colombia	Mexico	Venezuela

**Coursebooks**

**Grammar**

**Skills Development**

**Examinations**

**Video & Digital**

**Readers**



129 Colney Hatch Lane  
Muswell Hill  
London N10 1HD  
United Kingdom

[www.mmpublications.com](http://www.mmpublications.com)



ISBN: 978-618-05-4066-6



9 786180 540666